Discriminative classifiers for image recognition

May 26th, 2015

Yong Jae Lee

UC Davis

Outline

- **Last time:** window-based generic object detection
  - basic pipeline
  - face detection with boosting as case study

Generic category recognition: representation choice



Window-based



Part-based

Window-based models
Building an object model

- **Consider edges, contours, and (oriented) intensity gradients**



Window-based models
Building an object model

- **Consider edges, contours, and (oriented) intensity gradients**

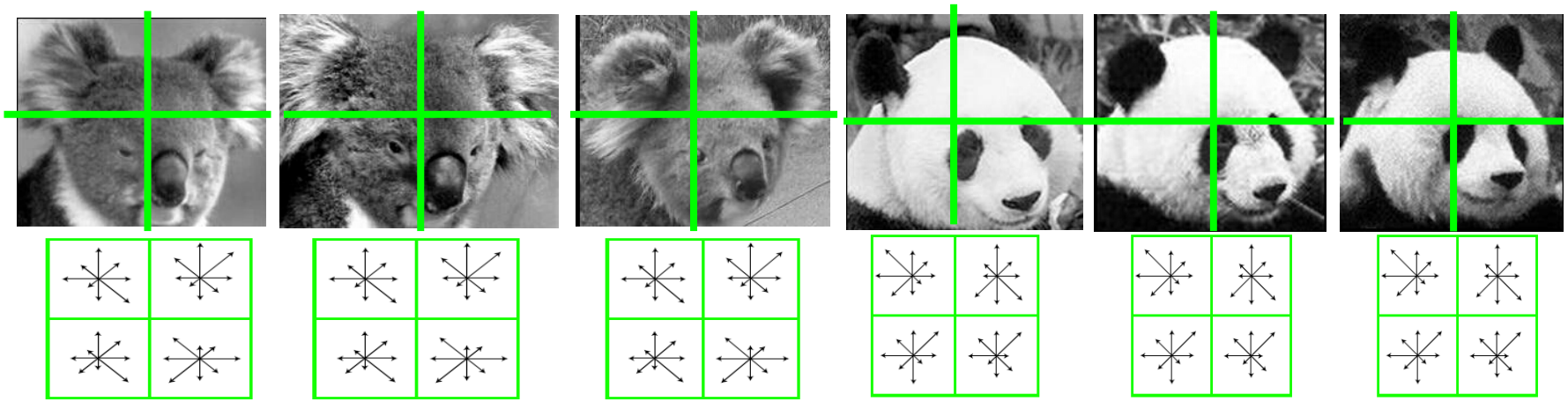

- **Summarize local distribution of gradients with histogram**
  - **Locally orderless: offers invariance to small shifts and rotations**
  - **Contrast-normalization: try to correct for variable illumination**

Window-based models
Building an object model

Given the representation, train a binary classifier

Car/non-car Classifier

Yes, car.

No, not a car.

Window-based models
Generating and scoring candidates



Window-based object detection: recap

Training:

1. Obtain training data
2. Define features
3. Define classifier

Given new image:

1. Slide window
2. Score by classifier

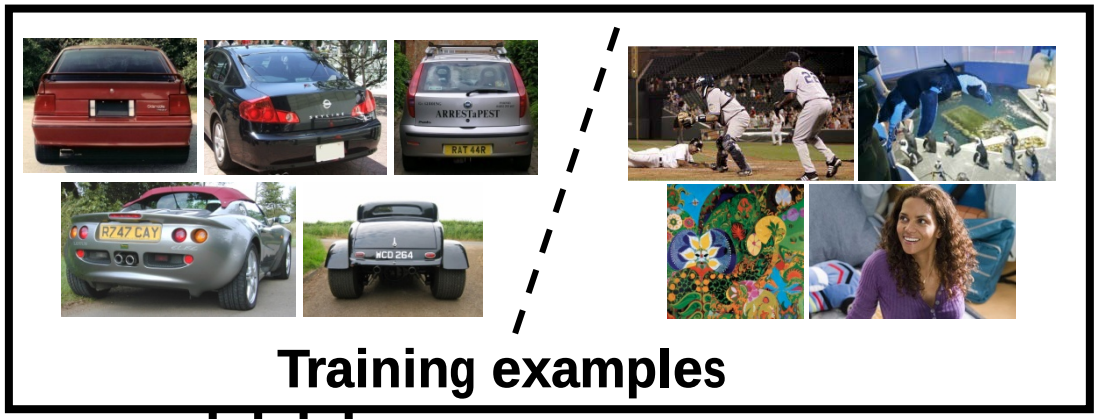



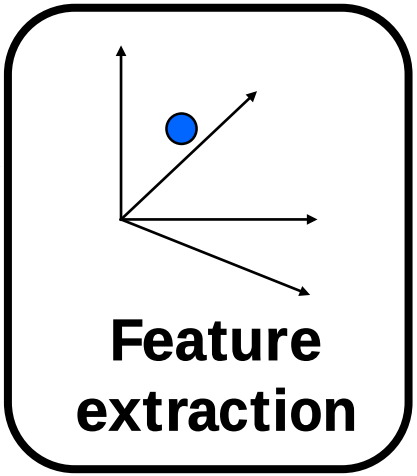

Car/non-car Classifier

Kristen Grauman

Viola-Jones detector: summary

- A seminal approach to real-time object detection
- Training is slow, but detection is very fast
- Key ideas
  - *Integral images* for fast feature evaluation



P. Viola and M. Jones. *Rapid object detection using a boosted cascade of simple features.* CVPR 2001.

P. Viola and M. Jones. *Robust real-time face detection.* IJCV 57(2), 2004.

Viola-Jones detector: summary

- A seminal approach to real-time object detection
- Training is slow, but detection is very fast
- Key ideas
  - *Integral images* for fast feature evaluation
  - *Boosting* for feature selection

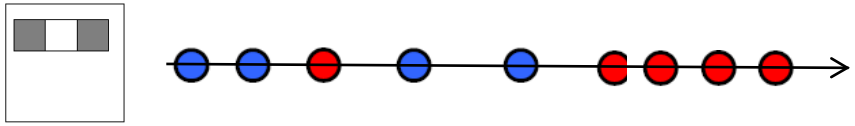

$$h_t(x) = \begin{cases} +1 & \text{if } f_t(x) > \theta_t \\ -1 & \text{otherwise} \end{cases}$$

P. Viola and M. Jones. *Rapid object detection using a boosted cascade of simple features.* CVPR 2001.

P. Viola and M. Jones. *Robust real-time face detection.* IJCV 57(2), 2004.

Viola-Jones detector: summary

- A seminal approach to real-time object detection
- Training is slow, but detection is very fast
- Key ideas
  - *Integral images* for fast feature evaluation
  - *Boosting* for feature selection
  - *Attentional cascade* of classifiers for fast rejection of non-face windows

P. Viola and M. Jones. *Rapid object detection using a boosted cascade of simple features.* CVPR 2001.

P. Viola and M. Jones. *Robust real-time face detection.* IJCV 57(2), 2004.

Boosting intuition

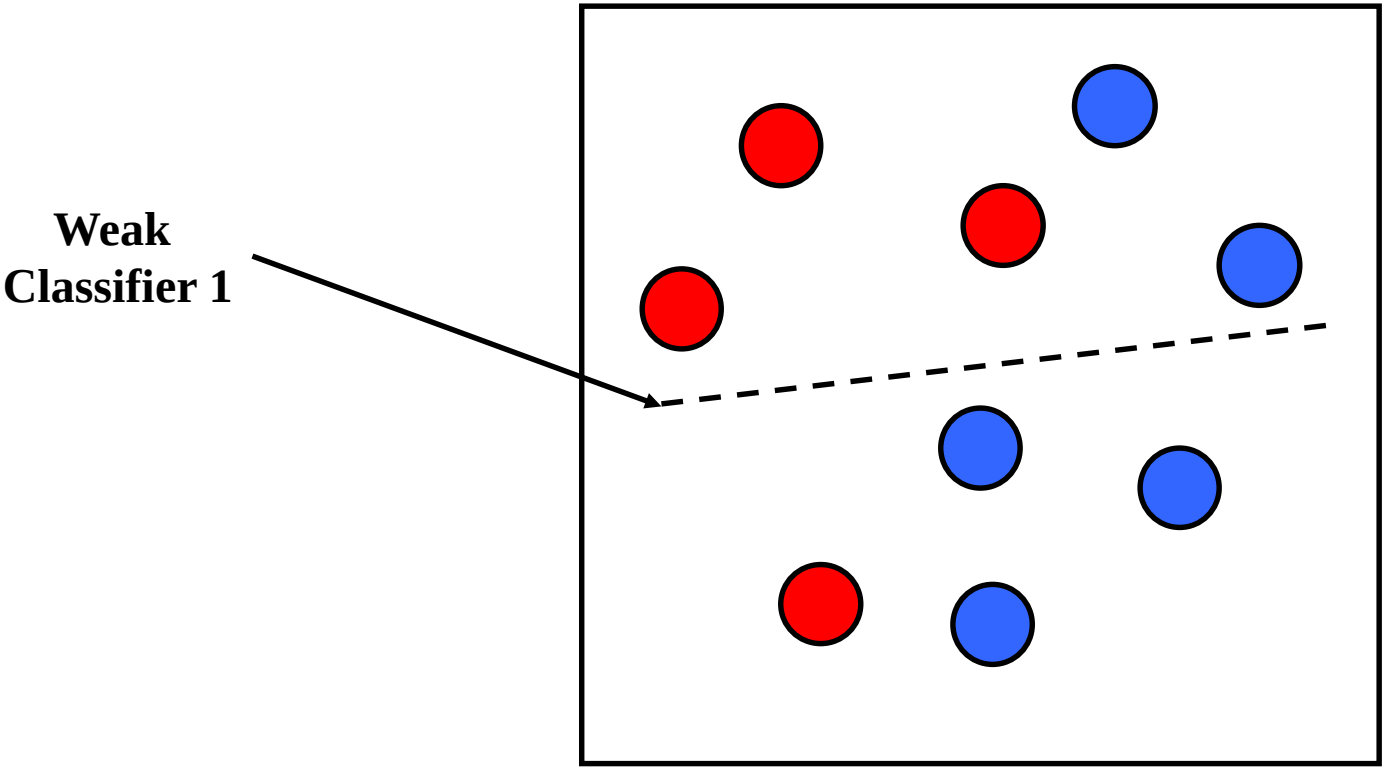

Slide credit: Paul Viola

Boosting illustration

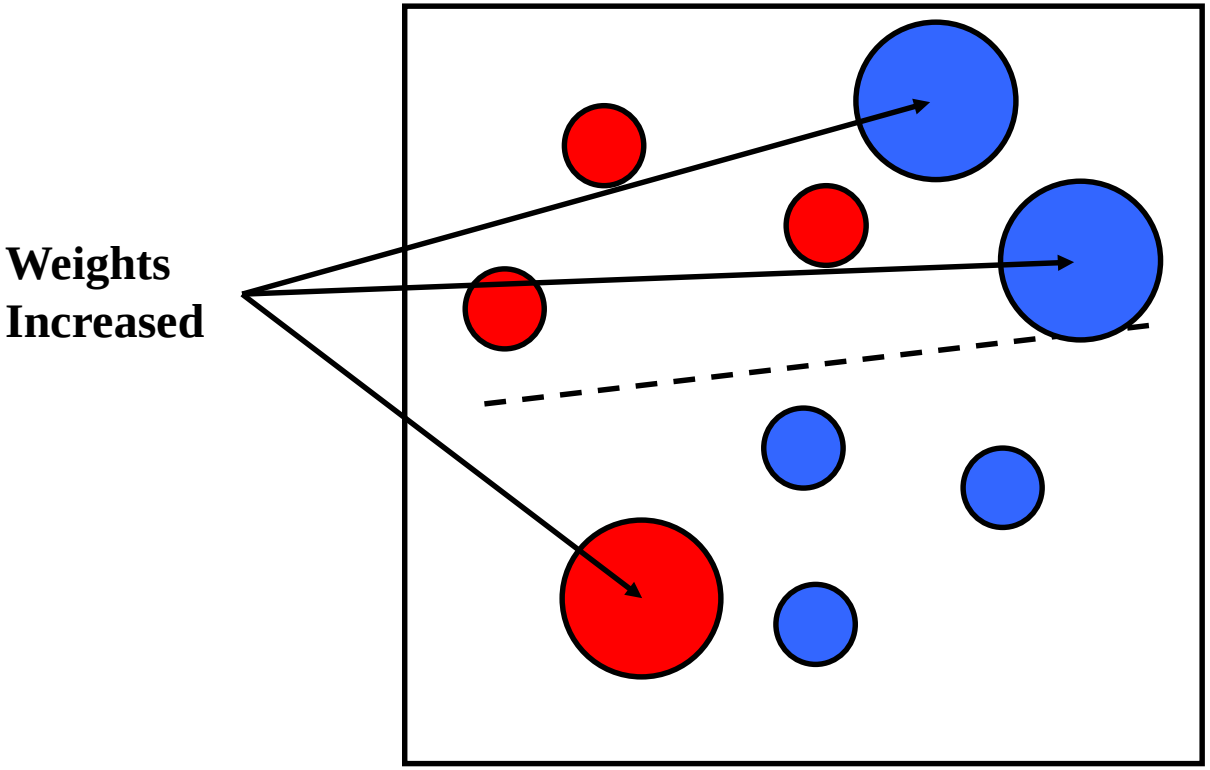

Boosting illustration

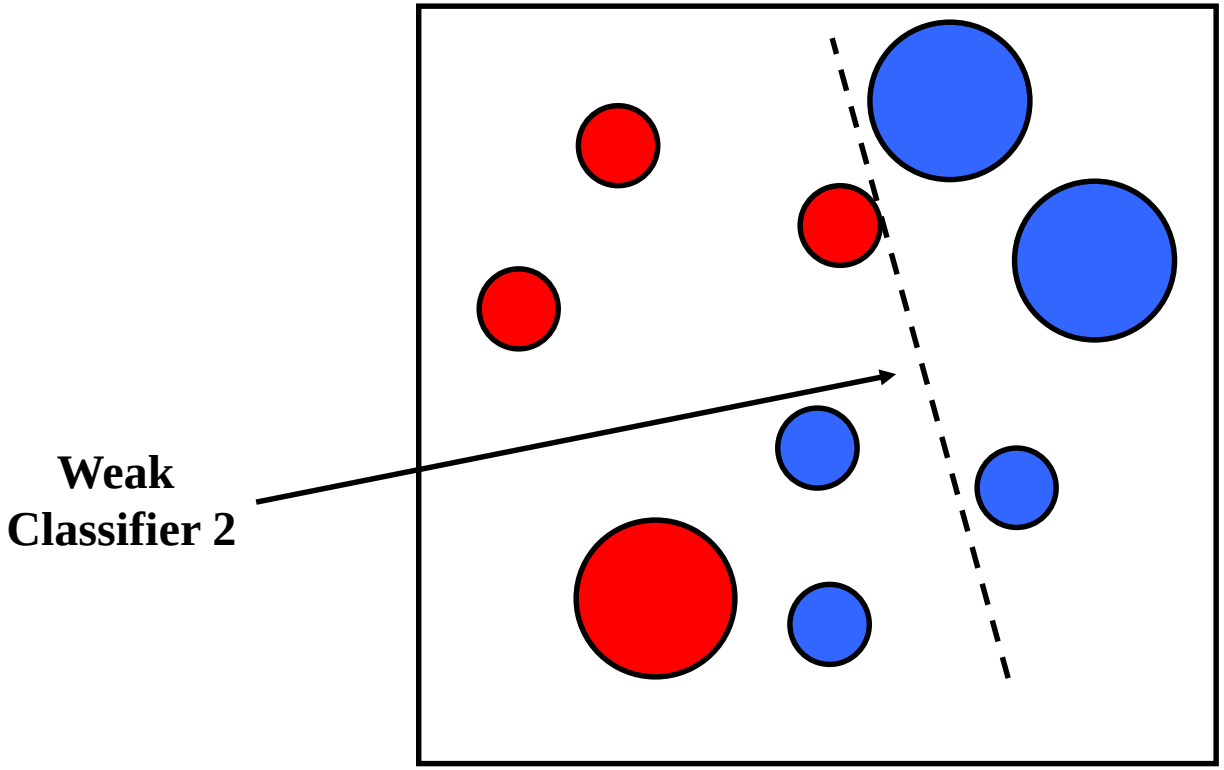

Boosting illustration

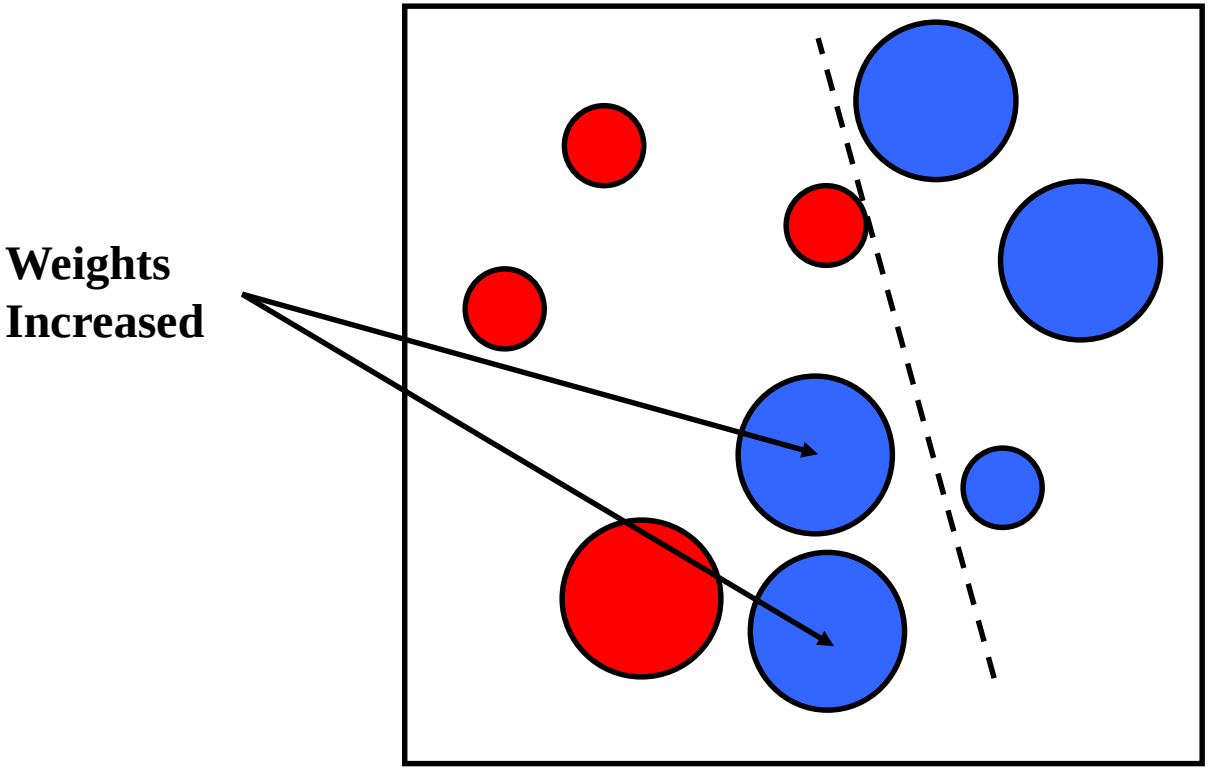

Boosting illustration

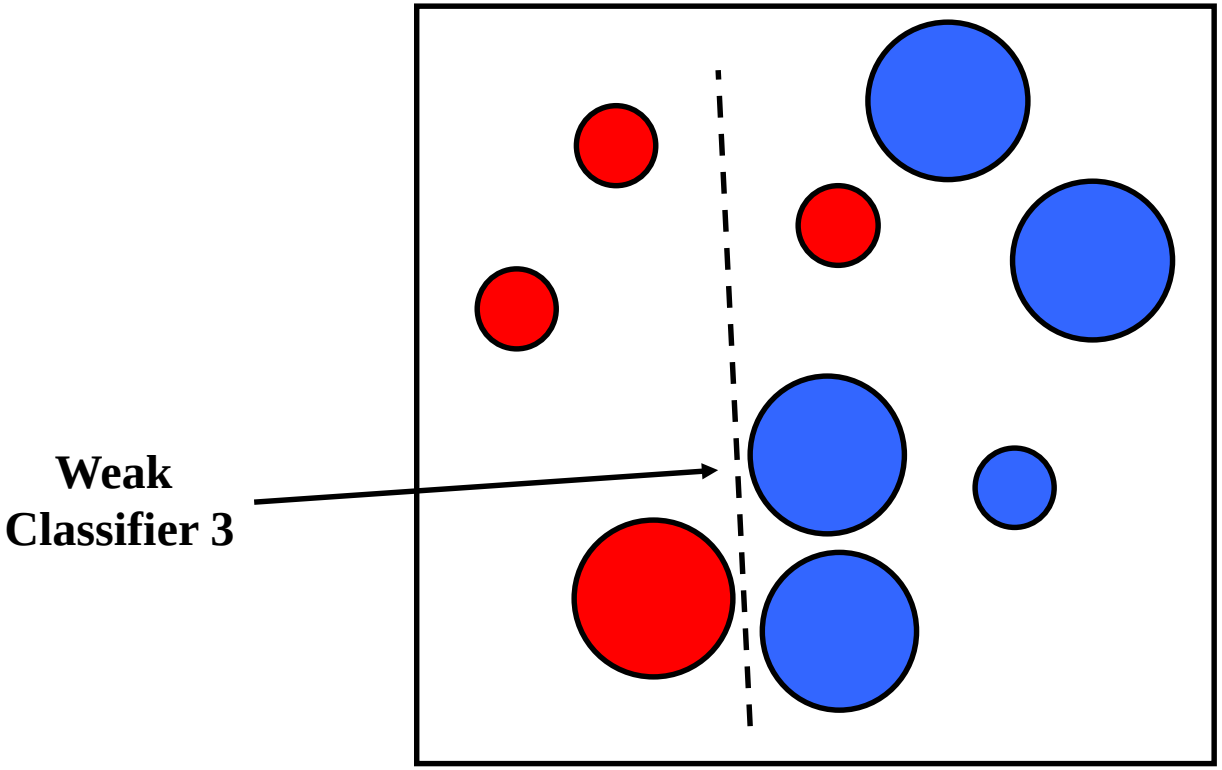

Boosting illustration

Final classifier is a combination of weak classifiers

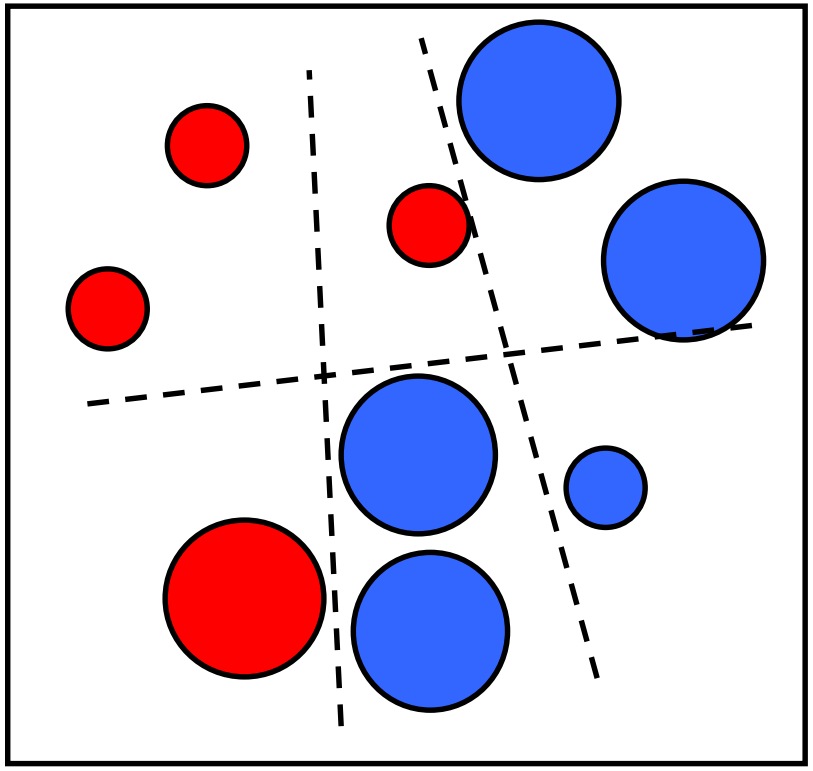

Discriminative classifier construction

Nearest neighbor

10^6 examples

Shakhnarovich, Viola, Darrell 2003
Berg, Berg, Malik 2005...

Neural networks

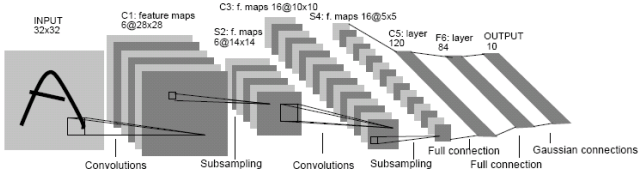

LeCun, Bottou, Bengio, Haffner 1998
Rowley, Baluja, Kanade 1998
…

Support Vector Machines

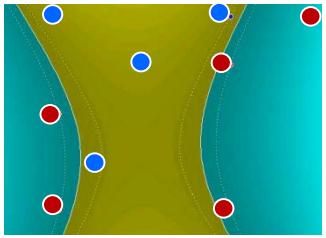

Guyon, Vapnik
Heisele, Serre, Poggio, 2001,…

Boosting

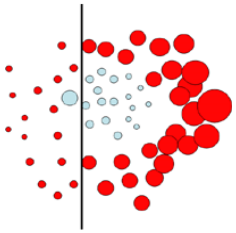

Viola, Jones 2001,
Torralba et al. 2004,
Opelt et al. 2006,…

Conditional Random Fields

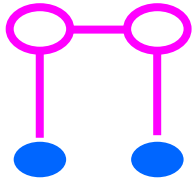

McCallum, Freitag, Pereira 2000; Kumar, Hebert 2003
…

Slide adapted from Antonio Torralba

Outline

- **Last time:** window-based generic object detection
  - basic pipeline
  - face detection with boosting as case study
- **Today:** discriminative classifiers for image recognition
  - nearest neighbors (+ scene match app)
  - support vector machines (+ gender, person app)

Nearest Neighbor classification

- Assign label of nearest training data point to each test data point

Black = negative
Red = positive

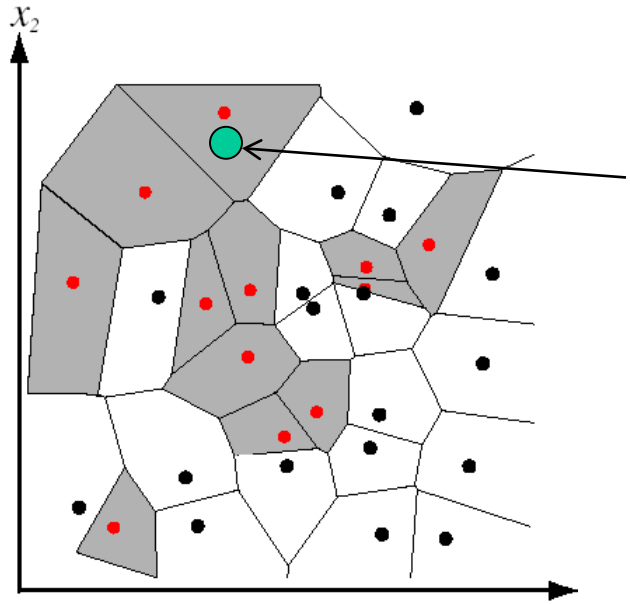

from Duda *et al.*

Novel test example

Closest to a positive example from the training set, so classify it as positive.

Voronoi partitioning of feature space
for 2-category 2D data

K-Nearest Neighbors classification

- For a new point, find the k closest points from training data
- Labels of the k points “vote” to classify

Black = negative
Red = positive

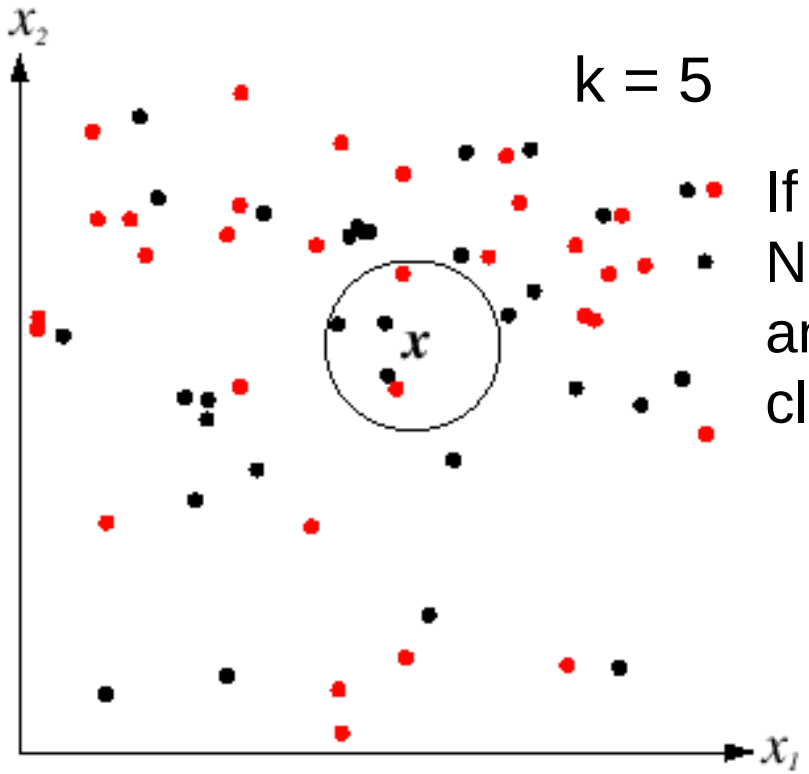

If query lands here, the 5 NN consist of 3 negatives and 2 positives, so we classify it as negative.

Source: D. Lowe

A nearest neighbor recognition example

Where in the World?

[Hays and Efros. **im2gps**: Estimating Geographic Information from a Single Image. CVPR 2008.]

Slides: James Hays

Where in the World?

Slides: James Hays

Where in the World?

Slides: James Hays

6+ million geotagged photos by 109,788 photographers

Annotated by Flickr users

Slides: James Hays

6+ million geotagged photos by 109,788 photographers

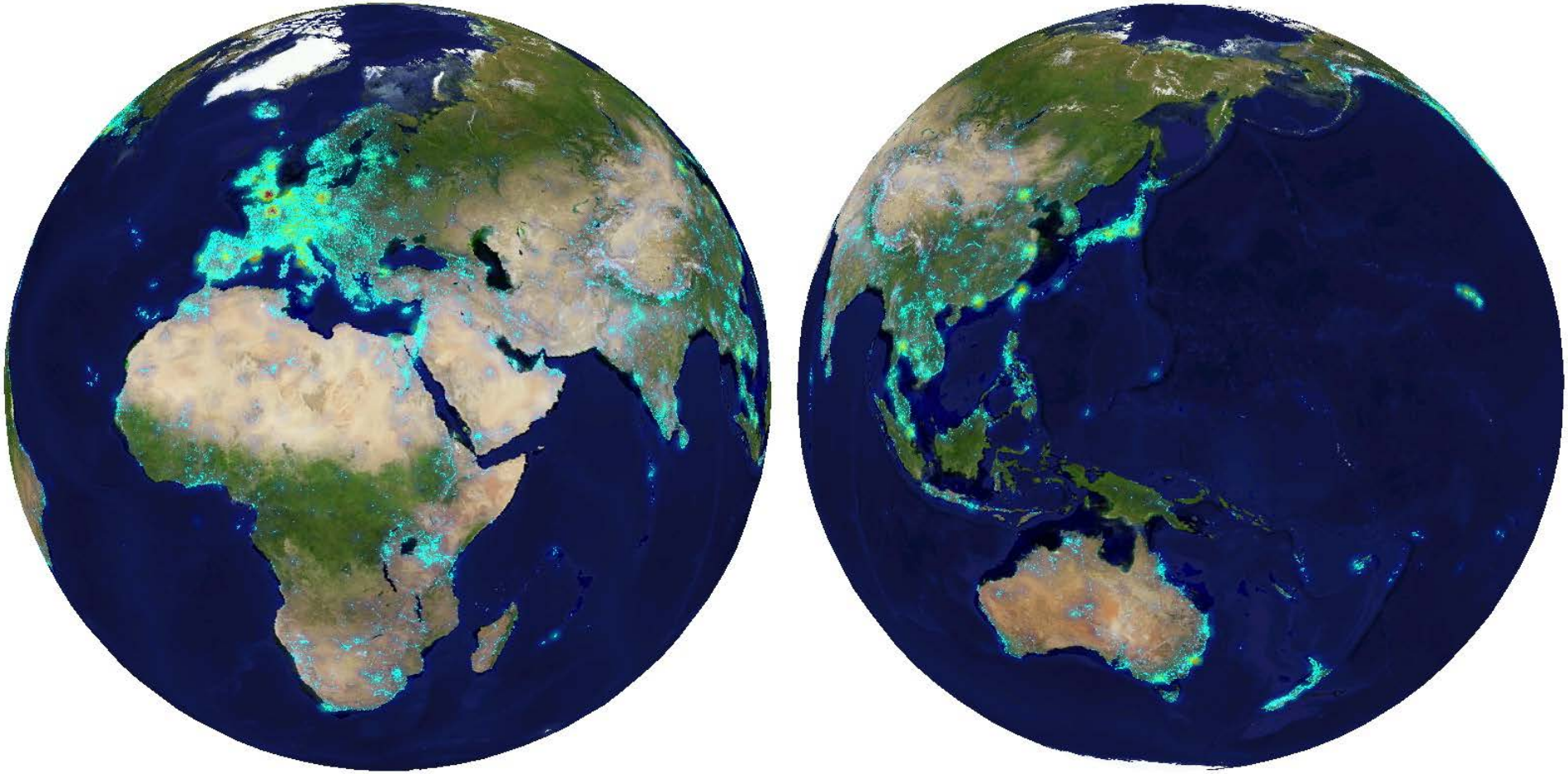

Annotated by Flickr users

Slides: James Hays

Which scene properties are relevant?

Spatial Envelope Theory of Scene Representation

Oliva & Torralba (2001)



A scene is a single surface that can be represented by global (statistical) descriptors

Slide Credit: Aude Olivia

Global texture: capturing the “Gist” of the scene

Capture global image properties while keeping some spatial information

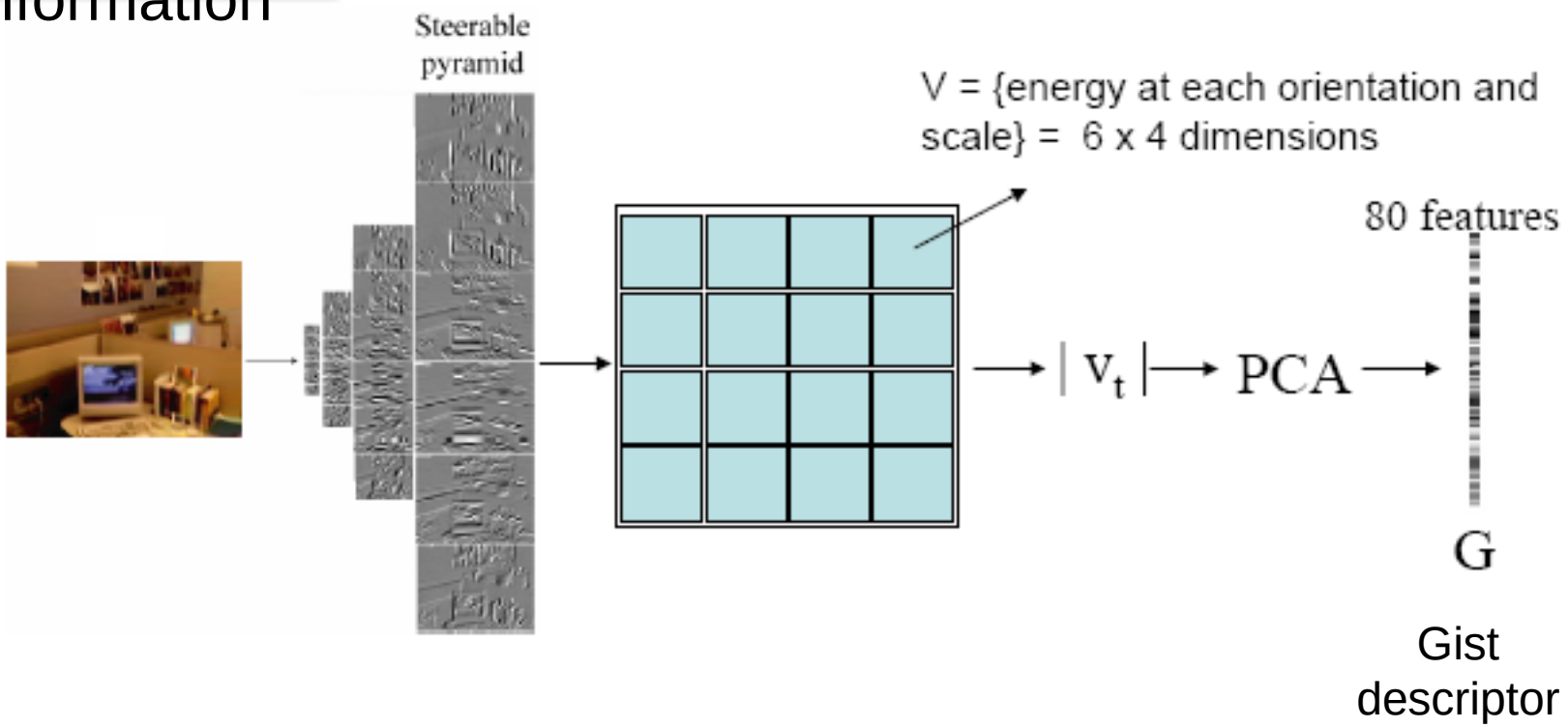

Oliva & Torralba IJCV 2001, Torralba et al. CVPR 2003

Which scene properties are relevant?

- **Gist scene descriptor**
- **Color Histograms** - L*A*B* 4x14x14 histograms
- **Texton Histograms** – 512 entry, filter bank based
- **Line Features** – Histograms of straight line stats

Scene Matches



[Hays and Efros. **im2gps**: Estimating Geographic Information from a Single Image. CVPR 2008.]

Slides: James Hays

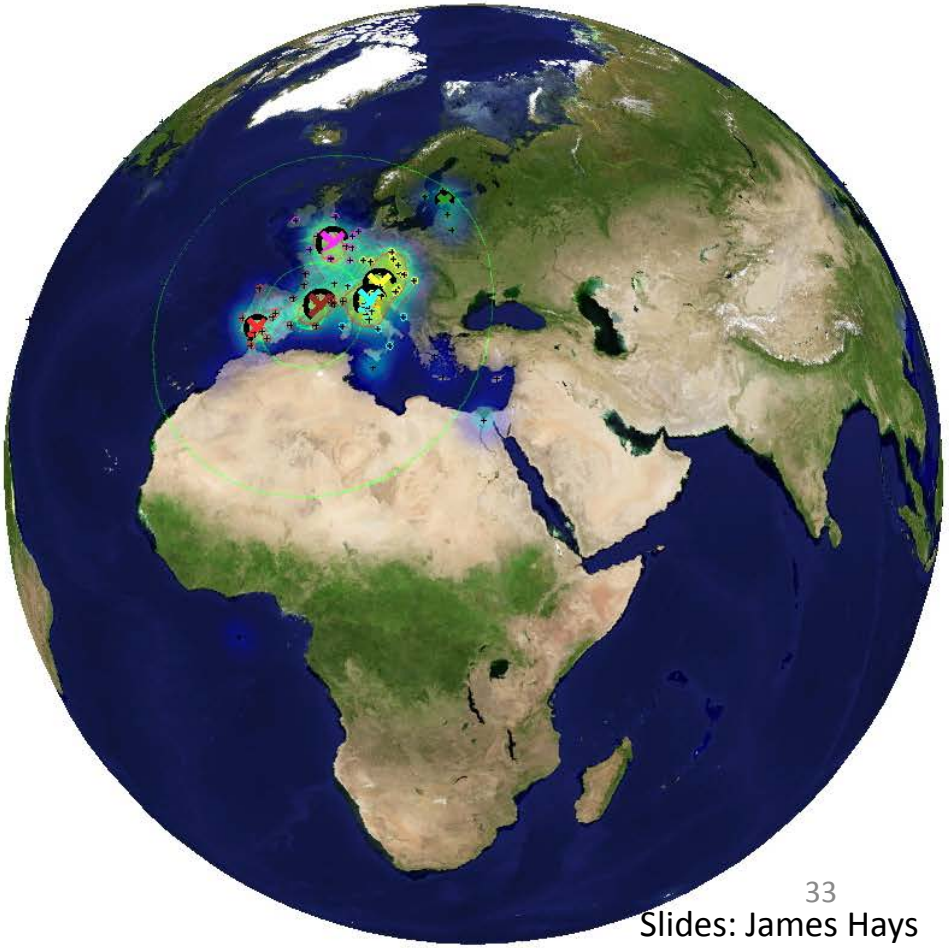

Slides: James Hays

Scene Matches



[Hays and Efros. **im2gps**: Estimating Geographic Information from a Single Image. CVPR 2008.]

Slides: James Hays





[Hays and Efros. **im2gps**: Estimating Geographic Information from a Single Image. CVPR 2008.]

Slides: James Hays

Scene Matches

[Hays and Efros. **im2gps**: Estimating Geographic Information from a Single Image. CVPR 2008.]

Slides: James Hays

[Hays and Efros. **im2gps**: Estimating Geographic Information from a Single Image. CVPR 2008.]

Slides: James Hays

The Importance of Data

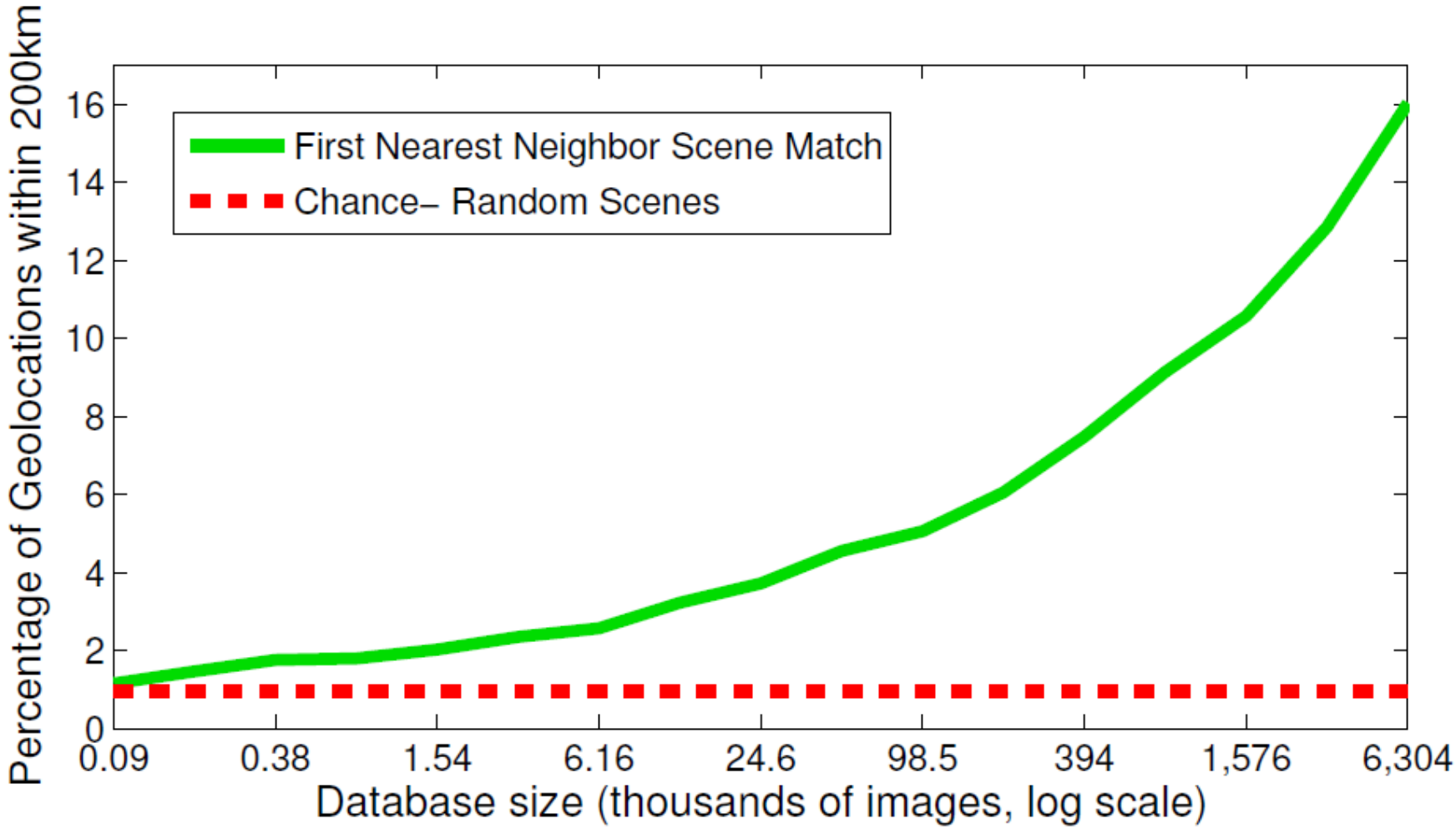

[Hays and Efros. **im2gps**: Estimating Geographic Information from a Single Image. CVPR 2008.]

Slides: James Hays

Feature Performance

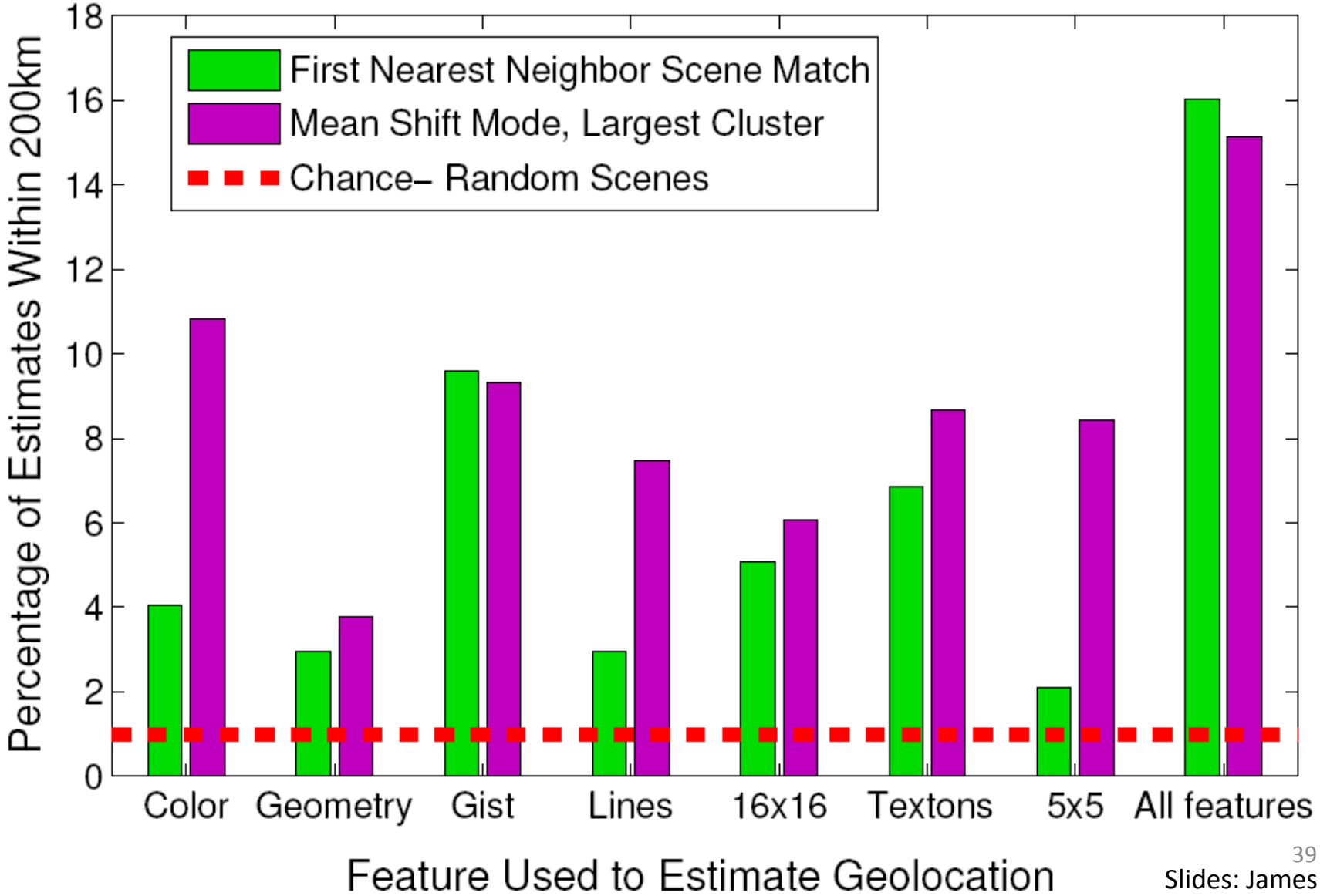

Slides: James Hays

Nearest neighbors: pros and cons

- **Pros**:
  - Simple to implement
  - Flexible to feature / distance choices
  - Naturally handles multi-class cases
  - Can do well in practice with enough representative data
- **Cons:**
  - Large search problem to find nearest neighbors
  - Storage of data
  - Must know we have a meaningful distance function

Outline

- Discriminative classifiers
  - Boosting (last time)
  - Nearest neighbors
  - <u>Support vector machines</u>

Linear classifiers

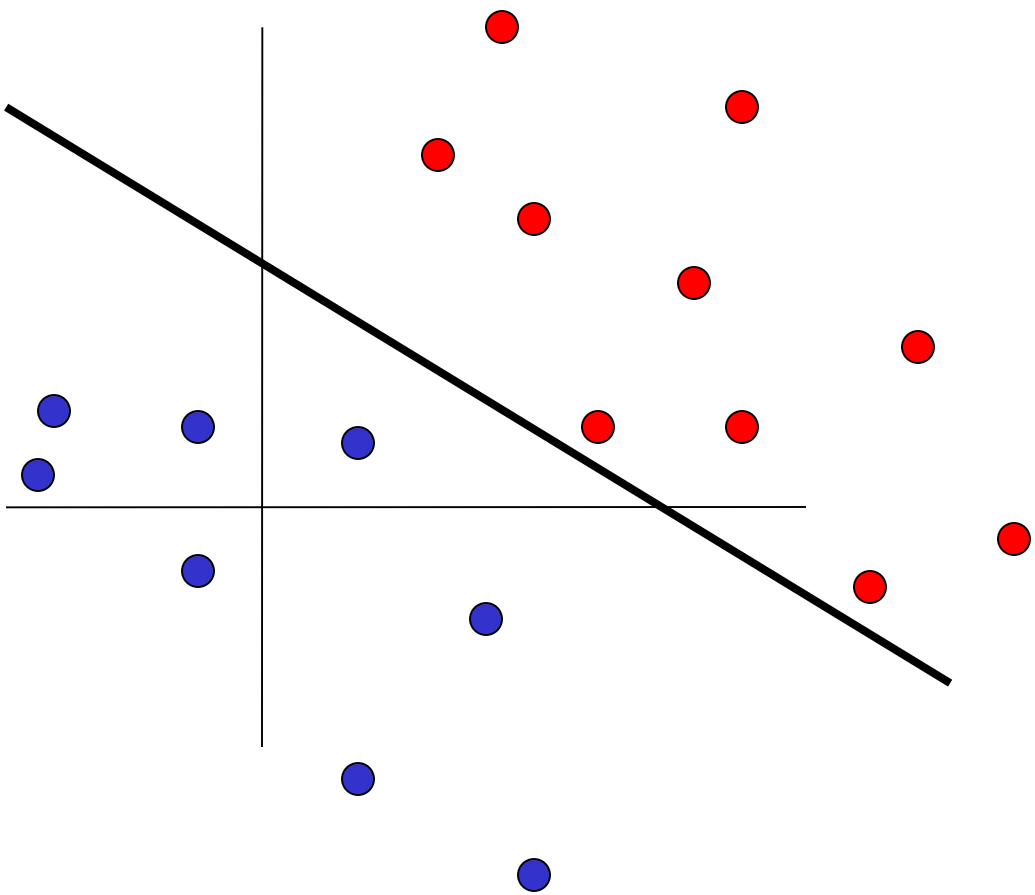

Lines in R^2

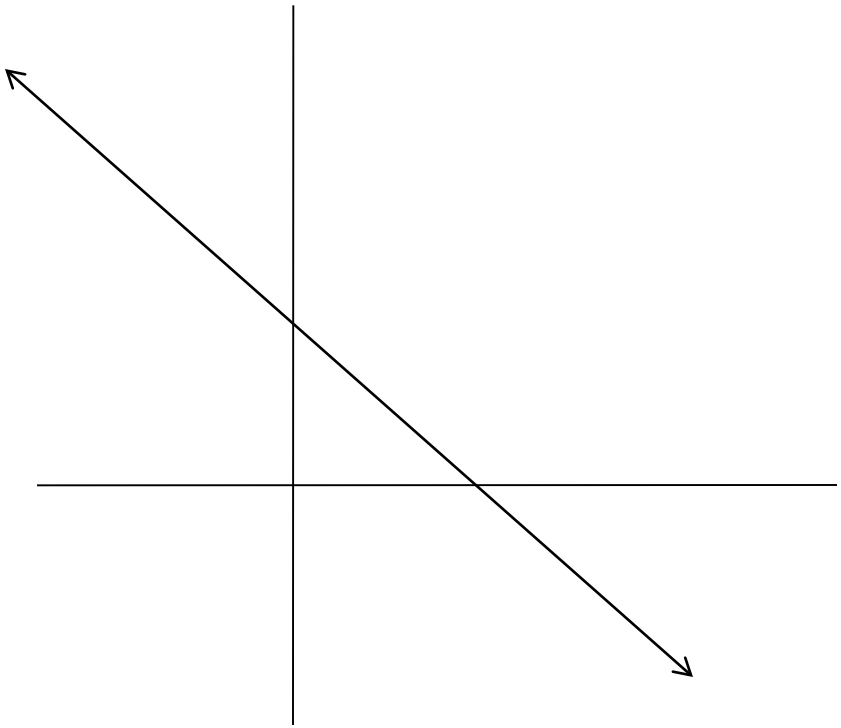

Let $\mathbf{w} = \begin{bmatrix} a \\ c \end{bmatrix}$ $\mathbf{x} = \begin{bmatrix} x \\ y \end{bmatrix}$

$$ax + cy + b = 0$$

Lines in R^2

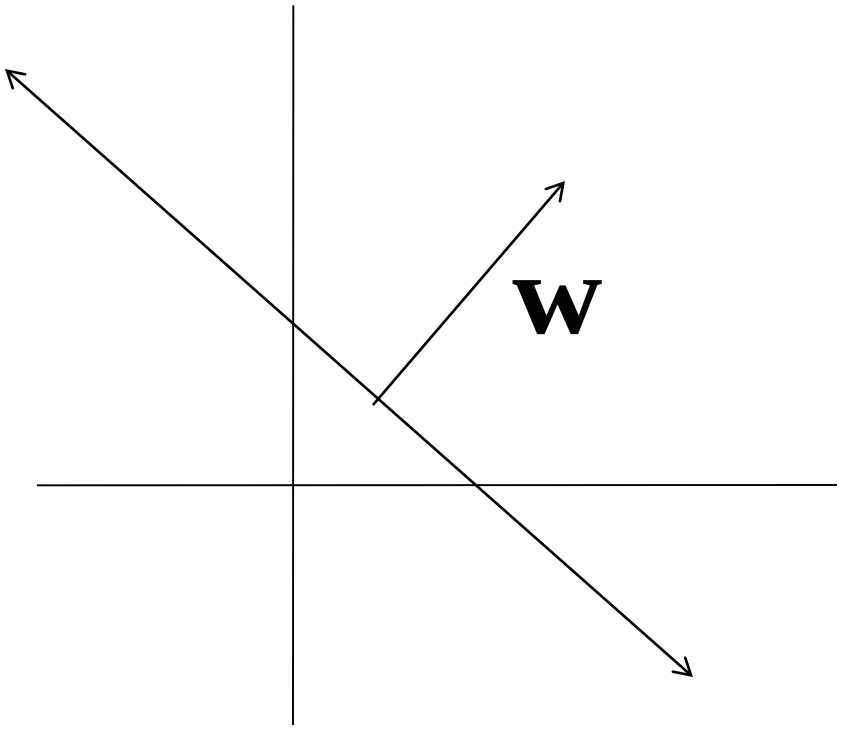

Let $\mathbf{w} = \begin{bmatrix} a \\ c \end{bmatrix}$ $\mathbf{x} = \begin{bmatrix} x \\ y \end{bmatrix}$

$$ax + cy + b = 0$$

$$\Updownarrow$$

$$\mathbf{w} \cdot \mathbf{x} + b = 0$$

Lines in R^2

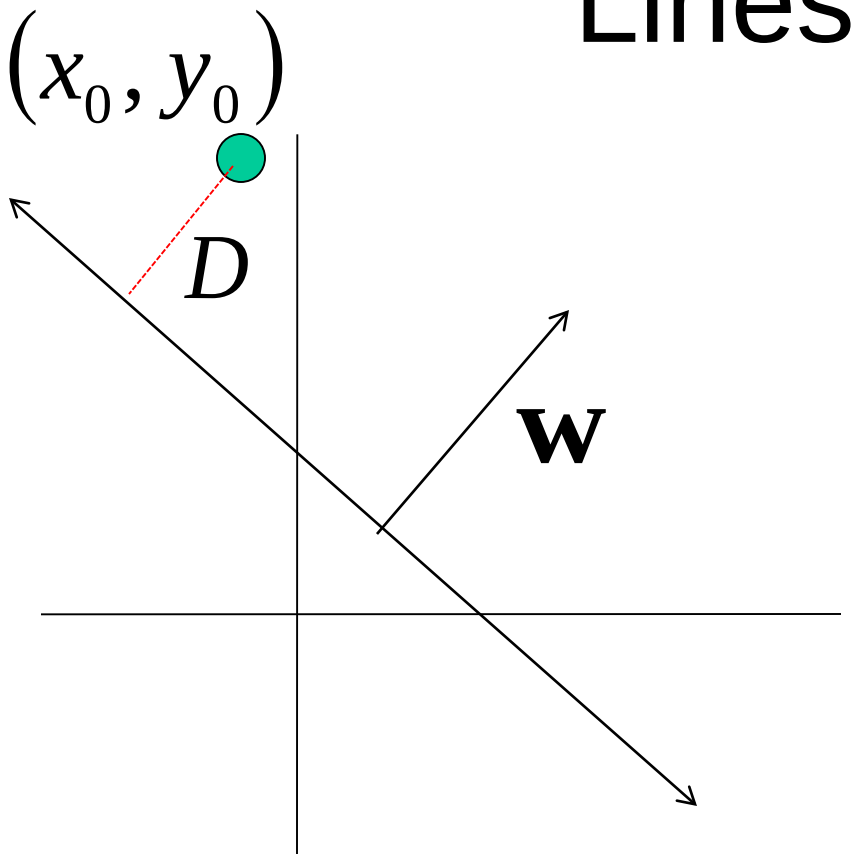

Let $\mathbf{w} = \begin{bmatrix} a \\ c \end{bmatrix}$ $\mathbf{x} = \begin{bmatrix} x \\ y \end{bmatrix}$

$$ax + cy + b = 0$$

$$\Updownarrow$$

$$\mathbf{w} \cdot \mathbf{x} + b = 0$$

Lines in R^2

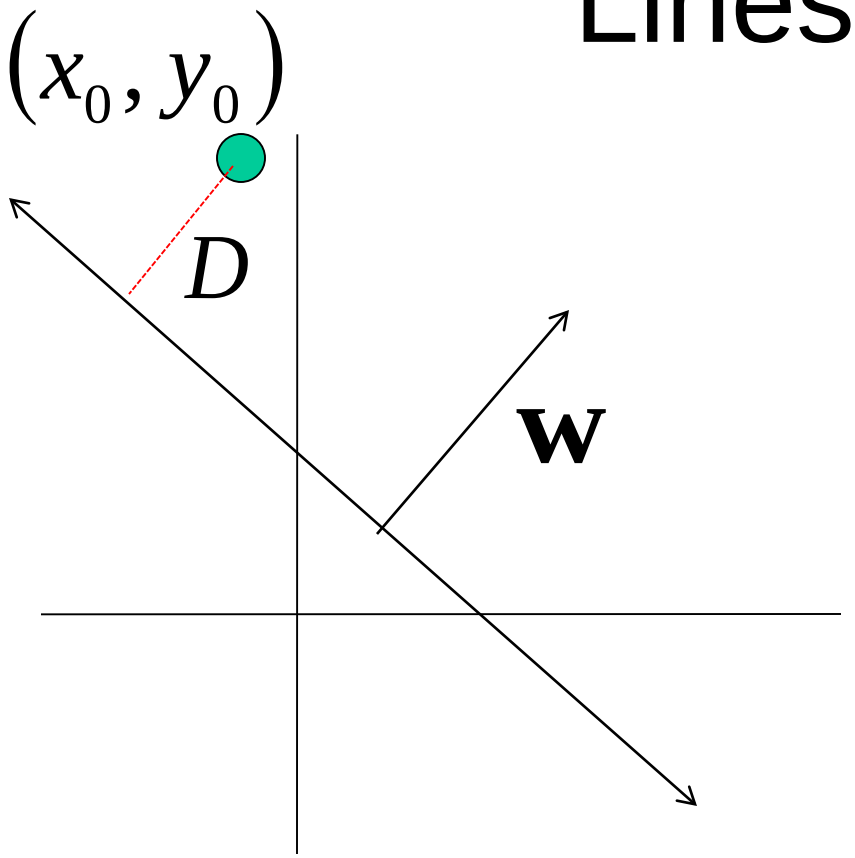

Let $\mathbf{w} = \begin{bmatrix} a \\ c \end{bmatrix}$ $\mathbf{x} = \begin{bmatrix} x \\ y \end{bmatrix}$

$$ax + cy + b = 0$$

$$\Updownarrow$$

$$\mathbf{w} \cdot \mathbf{x} + b = 0$$

$$D = \frac{|ax_0 + cy_0 + b|}{\sqrt{a^2 + c^2}}$$

distance from point to line

Lines in R^2

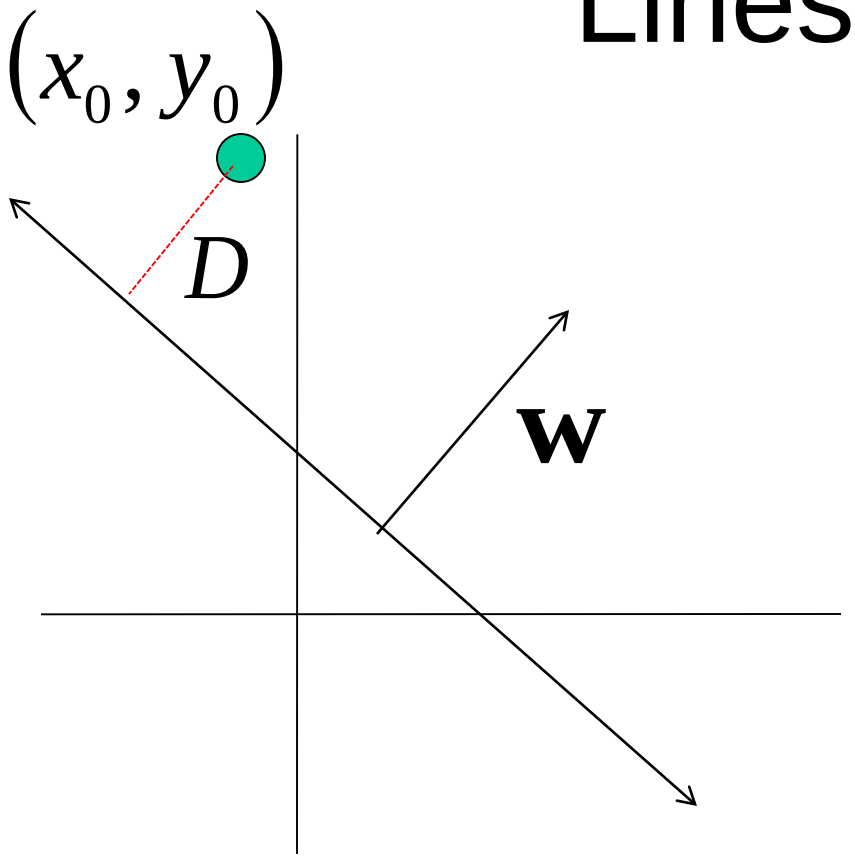

Let $\mathbf{w} = \begin{bmatrix} a \\ c \end{bmatrix}$ $\mathbf{x} = \begin{bmatrix} x \\ y \end{bmatrix}$

$$ax + cy + b = 0$$

$$\Updownarrow$$

$$\mathbf{w} \cdot \mathbf{x} + b = 0$$

$$D = \frac{|ax_0 + cy_0 + b|}{\sqrt{a^2 + c^2}} = \frac{\mathbf{w}^{\mathrm{T}}\mathbf{x}_0 + b}{\|\mathbf{w}\|}$$

distance from point to line

Linear classifiers

- Find linear function to separate positive and negative examples

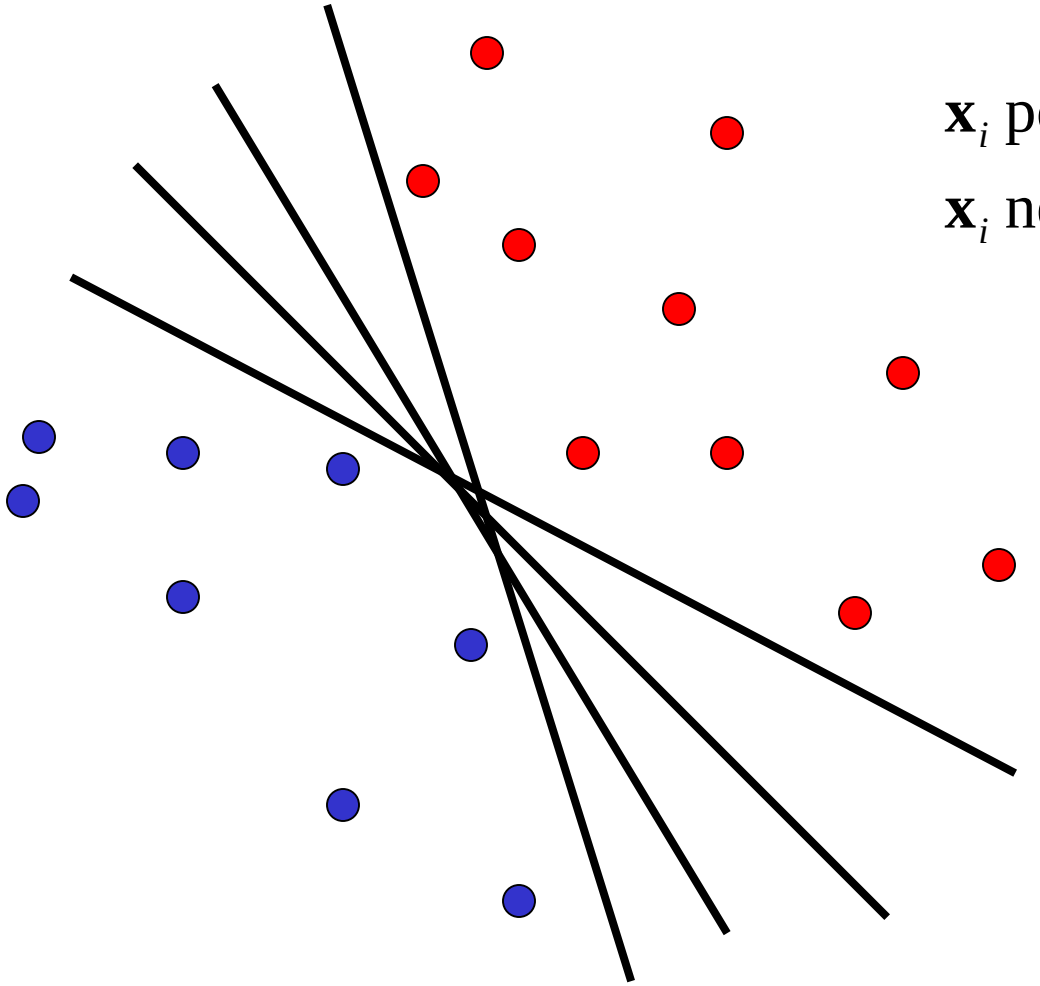

$$\mathbf{x}_i \text{ positive}: \quad \mathbf{x}_i \cdot \mathbf{w} + b \geq 0$$

$$\mathbf{x}_i \text{ negative}: \quad \mathbf{x}_i \cdot \mathbf{w} + b < 0$$

Which line is best?

Support Vector Machines (SVMs)

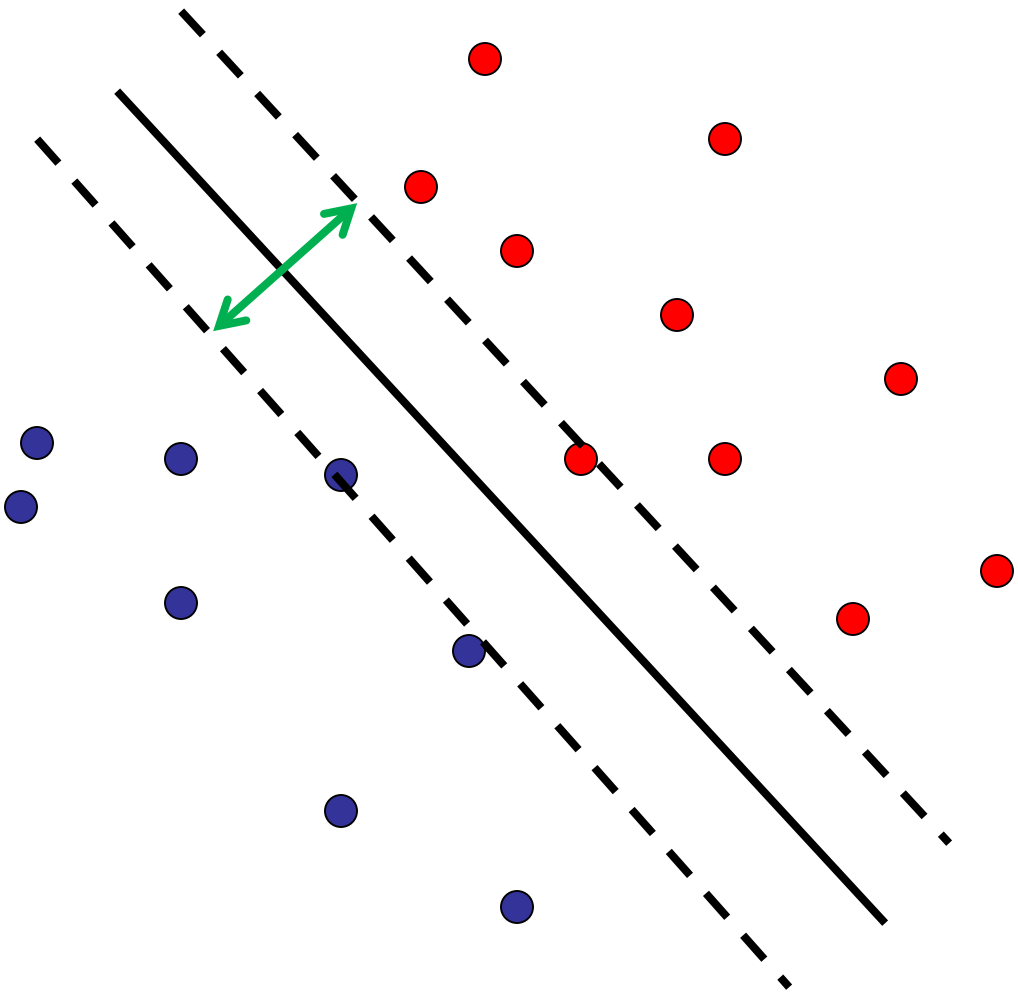

- Discriminative classifier based on *optimal separating line (for 2d case)*
- Maximize the *margin* between the positive and negative training examples

Support vector machines

- Want line that maximizes the margin.

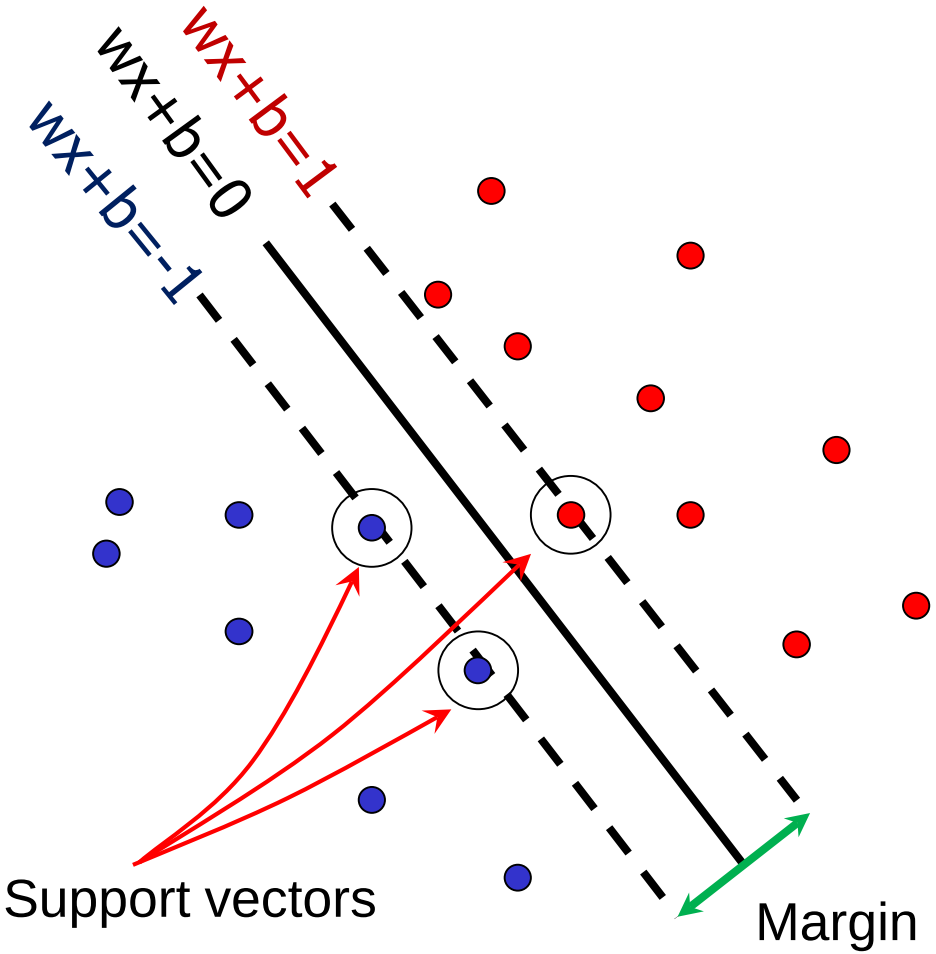

$\mathbf{x}_i$ positive $(y_i = 1)$: $\mathbf{x}_i \cdot \mathbf{w} + b \geq 1$

$\mathbf{x}_i$ negative $(y_i = -1)$: $\mathbf{x}_i \cdot \mathbf{w} + b \leq -1$

For support vectors, $\mathbf{x}_i \cdot \mathbf{w} + b = \pm 1$

C. Burges, A Tutorial on Support Vector Machines for Pattern Recognition, Data Mining and Knowledge Discovery, 1998

Support vector machines

- Want line that maximizes the margin.

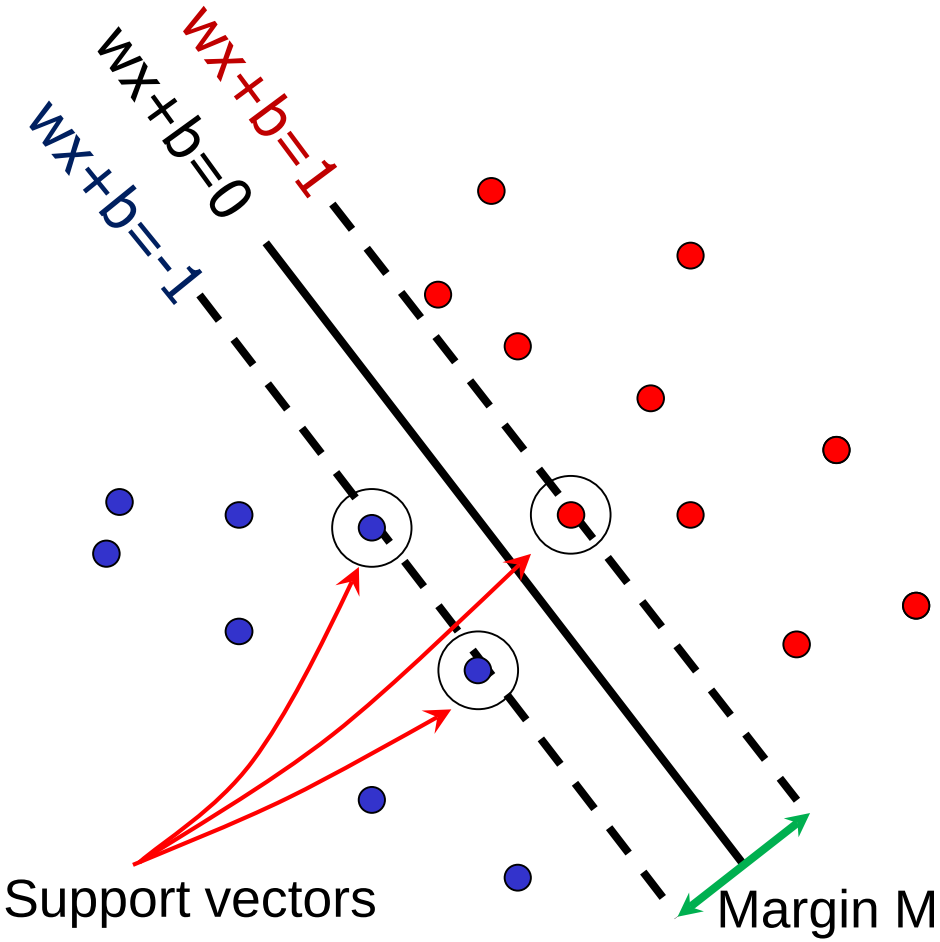

$\mathbf{x}_i$ positive $(y_i = 1)$: $\quad \mathbf{x}_i \cdot \mathbf{w} + b \geq 1$

$\mathbf{x}_i$ negative $(y_i = -1)$: $\quad \mathbf{x}_i \cdot \mathbf{w} + b \leq -1$

For support vectors, $\quad \mathbf{x}_i \cdot \mathbf{w} + b = \pm 1$

Distance between point and line: $\quad \dfrac{|\mathbf{x}_i \cdot \mathbf{w} + b|}{\|\mathbf{w}\|}$

For support vectors:

$$\frac{\mathbf{w}^T\mathbf{x} + b}{\|\mathbf{w}\|} = \frac{\pm 1}{\|\mathbf{w}\|} \qquad M = \left| \frac{1}{\|\mathbf{w}\|} - \frac{-1}{\|\mathbf{w}\|} \right| = \frac{2}{\|\mathbf{w}\|}$$

Support vector machines

- Want line that maximizes the margin.

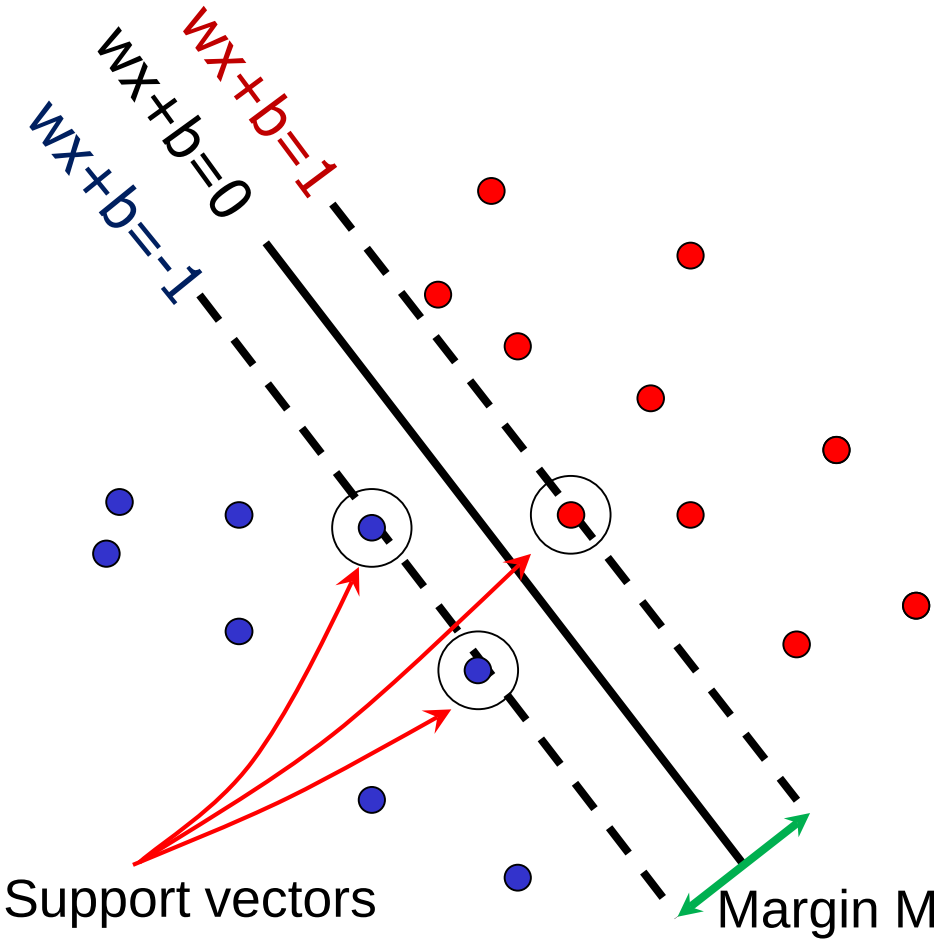

$\mathbf{x}_i$ positive $(y_i = 1)$: $\quad \mathbf{x}_i \cdot \mathbf{w} + b \geq 1$

$\mathbf{x}_i$ negative $(y_i = -1)$: $\quad \mathbf{x}_i \cdot \mathbf{w} + b \leq -1$

For support vectors, $\mathbf{x}_i \cdot \mathbf{w} + b = \pm 1$

Distance between point and line: $\dfrac{|\mathbf{x}_i \cdot \mathbf{w} + b|}{\|\mathbf{w}\|}$

Therefore, the margin is $2 / \|\mathbf{w}\|$

Finding the maximum margin line

1. Maximize margin $2/\|\mathbf{w}\|$
2. Correctly classify all training data points:

$$\mathbf{x}_i \text{ positive } (y_i = 1): \quad \mathbf{x}_i \cdot \mathbf{w} + b \geq 1$$

$$\mathbf{x}_i \text{ negative } (y_i = -1): \quad \mathbf{x}_i \cdot \mathbf{w} + b \leq -1$$

Quadratic optimization problem:

Minimize $\frac{1}{2}\mathbf{w}^T\mathbf{w}$

Subject to $y_i(\mathbf{w}\cdot\mathbf{x}_i + b) \geq 1$

Finding the maximum margin line

- Solution: $\mathbf{w} = \sum_i \alpha_i y_i \mathbf{x}_i$

learned weight

Support vector

Finding the maximum margin line

- Solution: $\mathbf{w} = \sum_i \alpha_i y_i \mathbf{x}_i$

  $b = y_i - \mathbf{w} \cdot \mathbf{x}_i$ (for any support vector)

$$\mathbf{w} \cdot \mathbf{x} + b = \sum_i \alpha_i y_i \mathbf{x}_i \cdot \mathbf{x} + b$$

- Classification function:

$$f(x) = \text{sign}\,(\mathbf{w} \cdot \mathbf{x} + \mathrm{b})$$

$$= \text{sign}\left(\sum_{\mathrm{i}} \alpha_{\mathrm{i}} \mathrm{y}_{\mathrm{i}} \mathbf{x}_i \cdot \mathbf{x} + b\right)$$

If f(x) < 0, classify as negative, if f(x) > 0, classify as positive

C. Burges, A Tutorial on Support Vector Machines for Pattern Recognition, Data Mining and Knowledge Discovery, 1

Questions

- **What if the features are not 2d?**
- What if the data is not linearly separable?
- What if we have more than just two categories?

Questions

- **What if the features are not 2d?**
  - Generalizes to d-dimensions – replace line with "hyperplane"
- What if the data is not linearly separable?
- What if we have more than just two categories?

Person detection with HoG's & linear SVM's



- Map each grid cell in the input window to a histogram counting the gradients per orientation.
- Train a linear SVM using training set of pedestrian vs. non-pedestrian windows.

Code available:
http://pascal.inrialpes.fr/soft/olt/

Dalal & Triggs, CVPR 2005

Person detection with HoG's & linear SVM's

- Histograms of Oriented Gradients for Human Detection, Navneet Dalal, Bill Triggs, International Conference on Computer Vision & Pattern Recognition - June 2005
- http://lear.inrialpes.fr/pubs/2005/DT05/

Questions

- What if the features are not 2d?
- **What if the data is not linearly separable?**
- What if we have more than just two categories?

Non-linear SVMs

- Datasets that are linearly separable with some noise work out great:

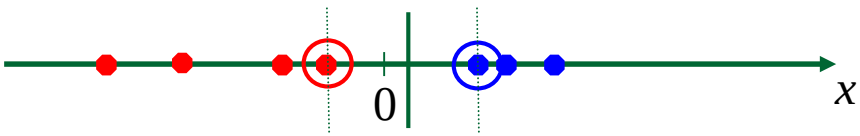

- But what are we going to do if the dataset is just too hard?

- How about… mapping data to a higher-dimensional space:

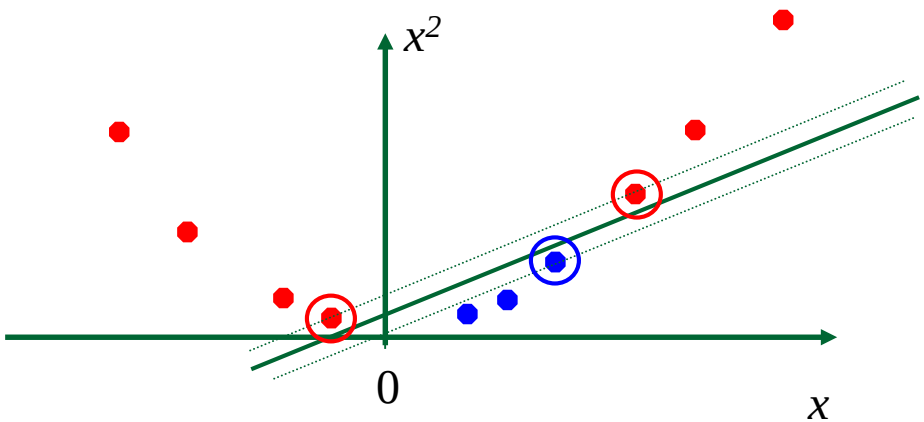

Non-linear SVMs: feature spaces

- General idea: the original input space can be mapped to some higher-dimensional feature space where the training set is separable:

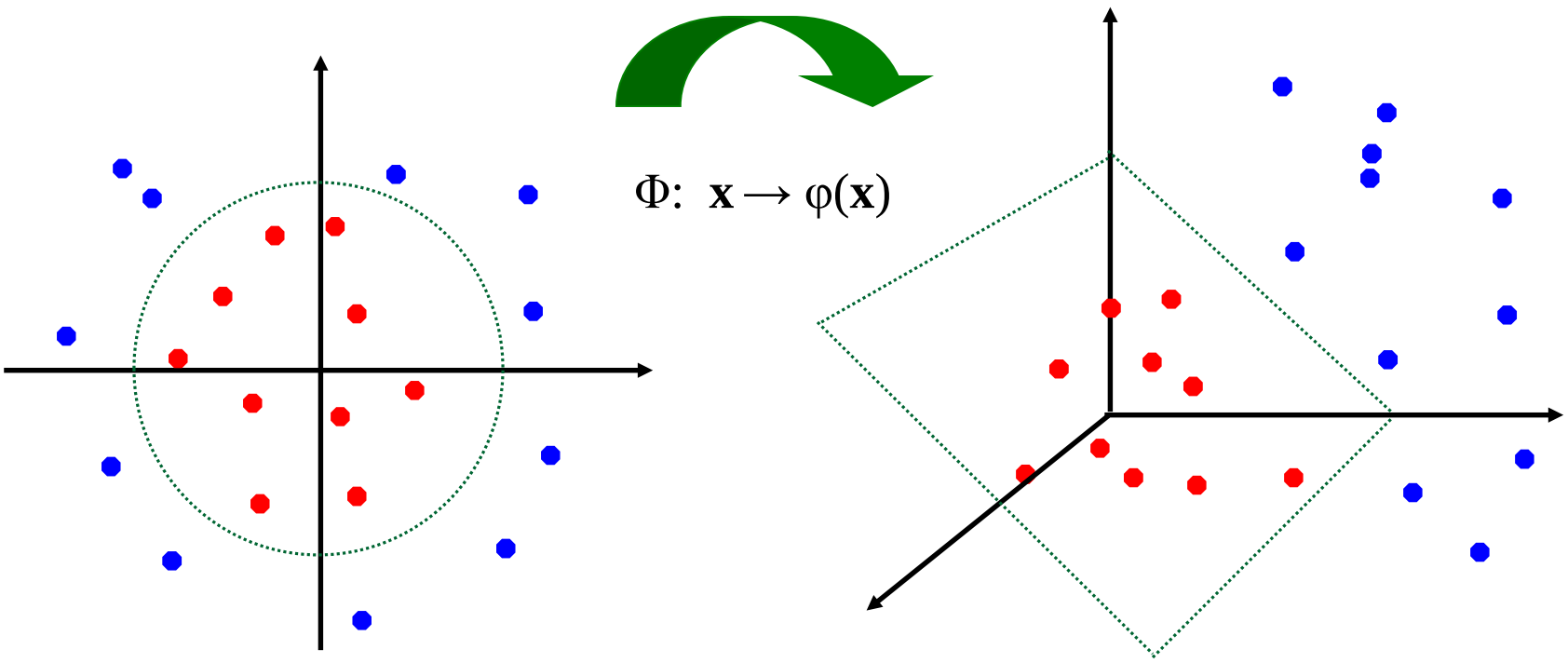

Slide from Andrew Moore's tutorial: http://www.autonlab.org/tutorials/svm.html

The "Kernel Trick"

- The linear classifier relies on dot product between vectors $K(x_i,x_j)=x_i^T x_j$

Slide from Andrew Moore's tutorial: http://www.autonlab.org/tutorials/svm.html

Finding the maximum margin line

- Solution: $\mathbf{w} = \sum_i \alpha_i y_i \mathbf{x}_i$

$b = y_i - \mathbf{w} \cdot \mathbf{x}_i$ (for any support vector)

$$\mathbf{w} \cdot \mathbf{x} + b = \sum_i \alpha_i y_i \boxed{\mathbf{x}_i \cdot \mathbf{x}} + b$$

C. Burges, A Tutorial on Support Vector Machines for Pattern Recognition, Data Mining and Knowledge Discovery, 1

The "Kernel Trick"

- The linear classifier relies on dot product between vectors $K(x_i,x_j)=x_i^T x_j$

- If every data point is mapped into high-dimensional space via some transformation Φ: $x \rightarrow \varphi(x)$, the dot product becomes:

$$K(x_i,x_j)= \varphi(x_i)^T \varphi(x_j)$$

- A *kernel function* is similarity function that corresponds to an inner product in some expanded feature space.

Slide from Andrew Moore's tutorial: http://www.autonlab.org/tutorials/svm.html

Example

2-dimensional vectors $x=[x_1 \;\; x_2]$;

let $K(x_i,x_j)=(1 + x_i^T x_j)^2$

Need to show that $K(x_i,x_j)= \varphi(x_i)^T \varphi(x_j)$:

$$K(x_i,x_j)=(1 + x_i^T x_j)^2,$$

$$= 1+ x_{i1}^2 x_{j1}^2 + 2\, x_{i1}x_{j1}\, x_{i2}x_{j2} + x_{i2}^2 x_{j2}^2 + 2x_{i1}x_{j1} + 2x_{i2}x_{j2}$$

$$= [1 \;\; x_{i1}^2 \;\; \sqrt{2}\, x_{i1}x_{i2} \;\; x_{i2}^2 \;\; \sqrt{2}x_{i1} \;\; \sqrt{2}x_{i2}]^T$$

$$[1 \;\; x_{j1}^2 \;\; \sqrt{2}\, x_{j1}x_{j2} \;\; x_{j2}^2 \;\; \sqrt{2}x_{j1} \;\; \sqrt{2}x_{j2}]$$

$$= \varphi(x_i)^T \varphi(x_j),$$

where $\varphi(x) = [1 \;\; x_1^2 \;\; \sqrt{2}\, x_1x_2 \;\; x_2^2 \;\; \sqrt{2}x_1 \;\; \sqrt{2}x_2]$

from Andrew Moore's tutorial: http://www.autonlab.org/tutorials/svm.html

Nonlinear SVMs

- *The kernel trick*: instead of explicitly computing the lifting transformation $\boldsymbol{\varphi}(\mathbf{x})$, define a kernel function K such that

$$K(\mathbf{x}_i, \mathbf{x}_j) = \boldsymbol{\varphi}(\mathbf{x}_i) \cdot \boldsymbol{\varphi}(\mathbf{x}_j)$$

- This gives a nonlinear decision boundary in the original feature space:

$$\sum_i \alpha_i y_i K(\mathbf{x}_i, \mathbf{x}) + b$$

Examples of kernel functions

- Linear: $$K(x_i, x_j) = x_i^T x_j$$

- Gaussian RBF: $$K(x_i, x_j) = \exp\left(-\frac{\|x_i - x_j\|^2}{2\sigma^2}\right)$$

- Histogram intersection:

$$K(x_i, x_j) = \sum_k \min(x_i(k), x_j(k))$$

SVMs for recognition

1. Define your representation for each example.
2. Select a kernel function.
3. Compute pairwise kernel values between labeled examples
4. Use this “kernel matrix” to solve for SVM support vectors & weights.
5. To classify a new example: compute kernel values between new input and support vectors, apply weights, check sign of output.

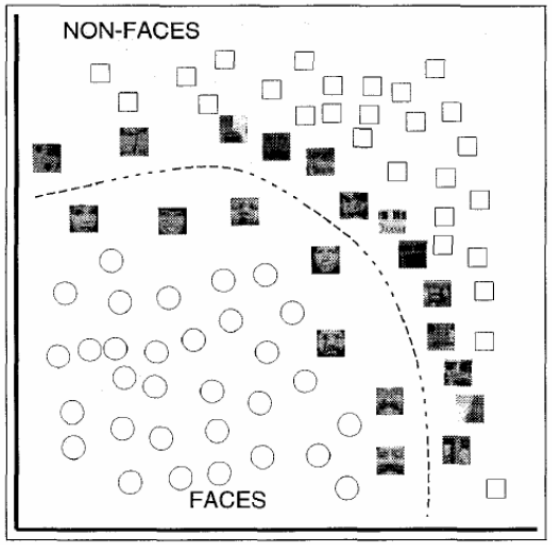

Example: learning gender with SVMs

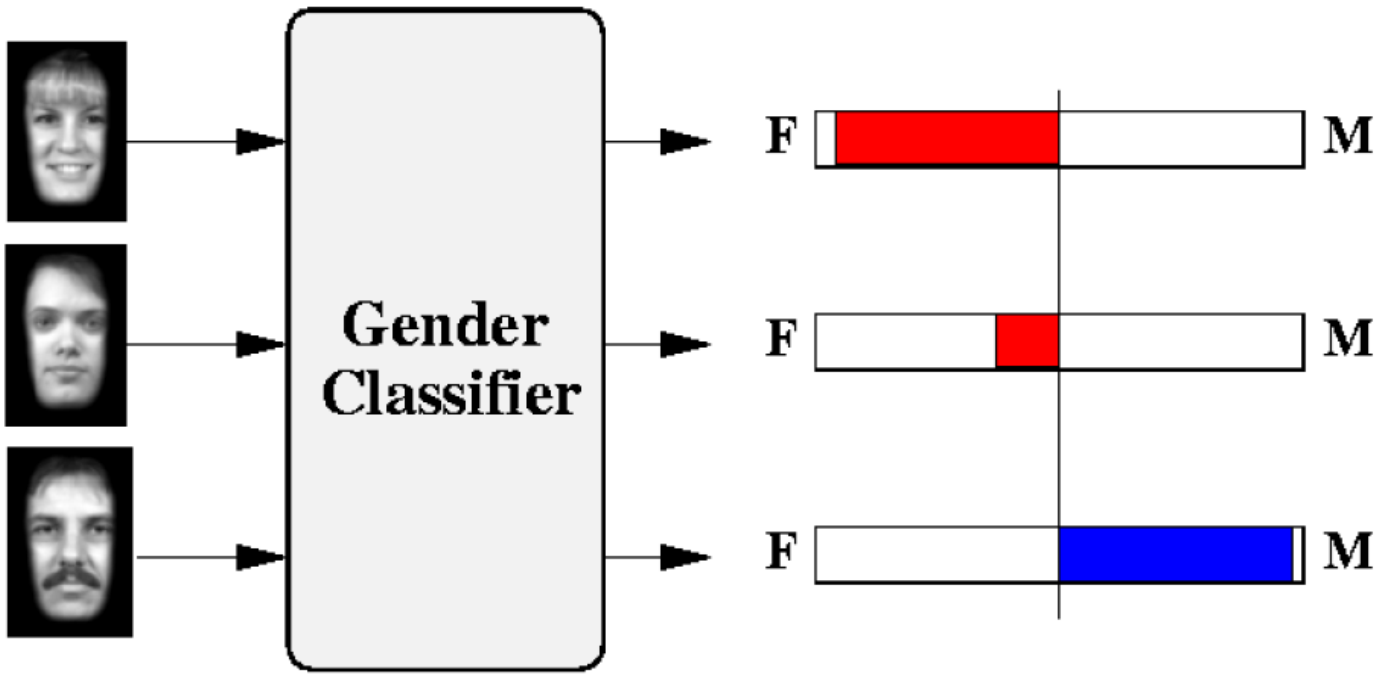

Moghaddam and Yang, Learning Gender with Support Faces, TPAMI 2002.

Moghaddam and Yang, Face & Gesture 2000.

Face alignment processing

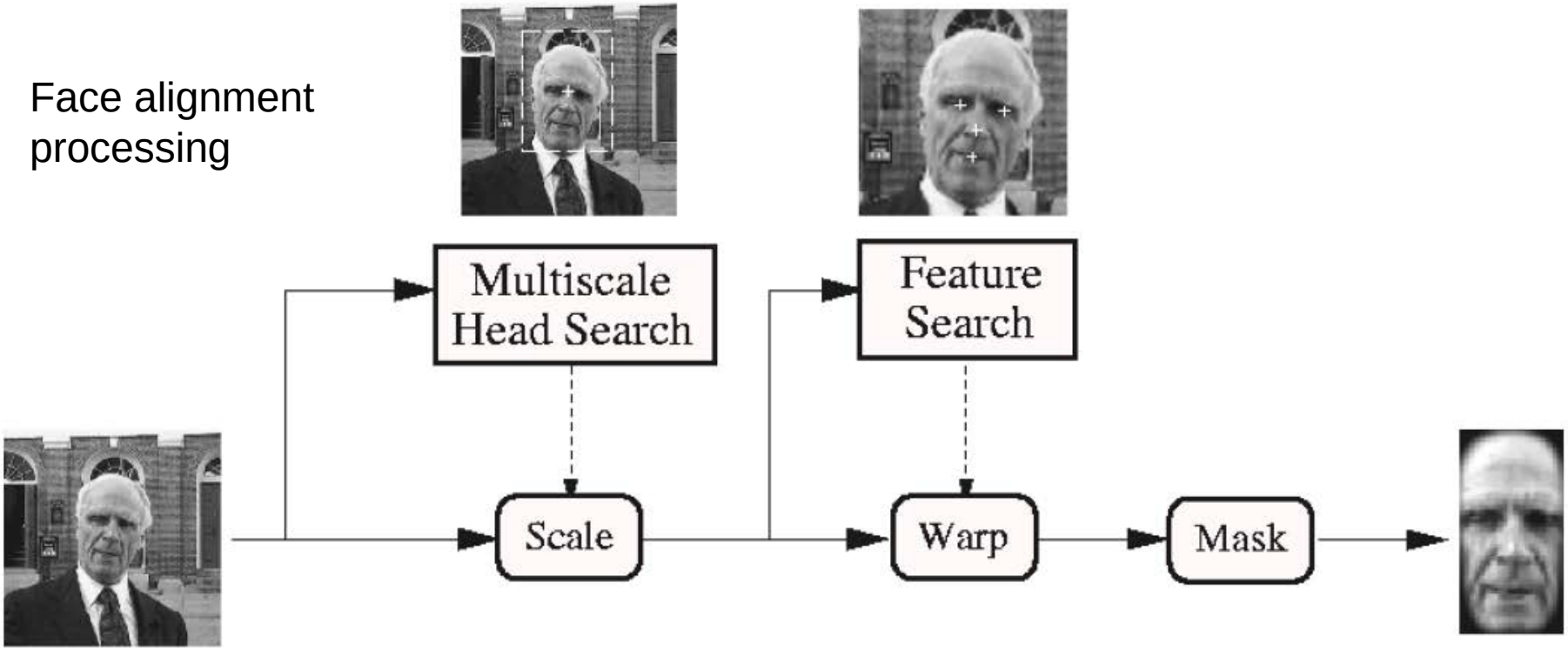

Processed faces



Moghaddam and Yang, Learning Gender with Support Faces, TPAMI 2002.

Learning gender with SVMs

- Training examples:
  - 1044 males
  - 713 females
- Experiment with various kernels, select Gaussian RBF

$$K(\mathbf{x_i}, \mathbf{x_j}) = \exp\left(-\frac{\left\|\mathbf{x_i} - \mathbf{x_j}\right\|^2}{2\sigma^2}\right)$$

Support Faces

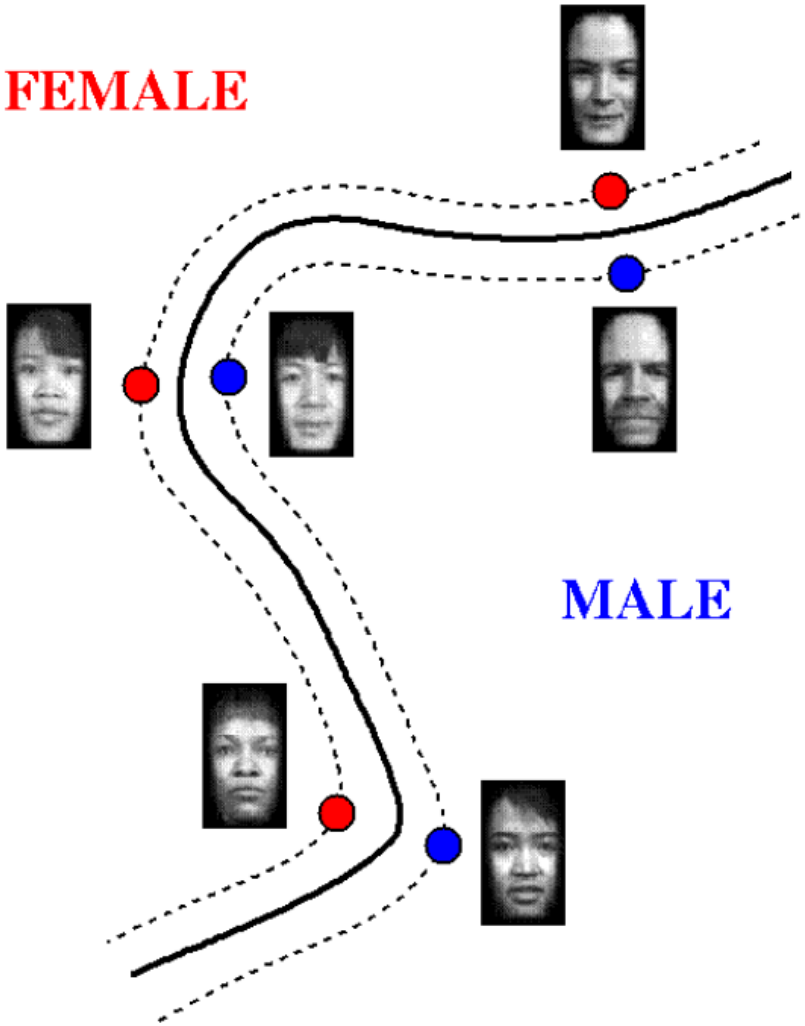

Moghaddam and Yang, Learning Gender with Support Faces, TPAMI 2002.

Classifier Performance

Classifier	Error Rate		
	Overall	Male	Female
SVM with RBF kernel	**3.38%**	**2.05%**	**4.79%**
SVM with cubic polynomial kernel	**4.88%**	**4.21%**	**5.59%**
Large Ensemble of RBF	5.54%	4.59%	6.55%
Classical RBF	7.79%	6.89%	8.75%
Quadratic classifier	10.63%	9.44%	11.88%
Fisher linear discriminant	13.03%	12.31%	13.78%
Nearest neighbor	27.16%	26.53%	28.04%
Linear classifier	58.95%	58.47%	59.45%

Moghaddam and Yang, Learning Gender with Support Faces, TPAMI 2002.

Gender perception experiment: How well can humans do?

- Subjects:
  - 30 people (22 male, 8 female)
  - Ages mid-20's to mid-40's
- Test data:
  - 254 face images
  - Low res (6 males, 4 females)
  - High res versions
- Task:
  - Classify as male or female, forced choice
  - No time limit

Moghaddam and Yang, Face & Gesture 2000.

Gender perception experiment: How well can humans do?

Stimuli →

84 x 48

N = 4032

21 x 12



N = 252

Results →

High-Res	Low-Res
6.54%	30.7%
Error	Error

$\sigma = 3.7\%$

Moghaddam and Yang, Face & Gesture 2000.

Human vs. Machine

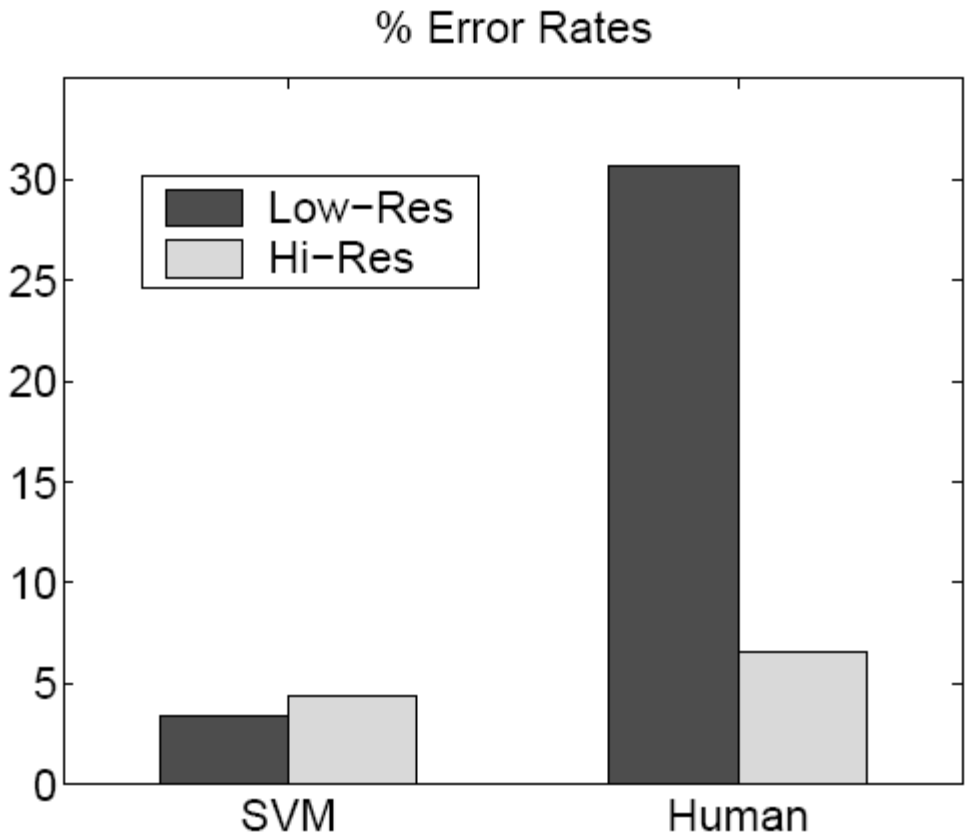

Figure 6. SVM vs. Human performance

- SVMs performed better than any single human test subject, at either resolution

Hardest examples for humans



Top five human misclassifications

Moghaddam and Yang, Face & Gesture 2000.

Questions

- What if the features are not 2d?
- What if the data is not linearly separable?
- **What if we have more than just two categories?**

Multi-class SVMs

- Achieve multi-class classifier by combining a number of binary classifiers

- **<u>One vs. all</u>**
  - Training: learn an SVM for each class vs. the rest
  - Testing: apply each SVM to test example and assign to it the class of the SVM that returns the highest decision value

- **<u>One vs. one</u>**
  - Training: learn an SVM for each pair of classes
  - Testing: each learned SVM “votes” for a class to assign to the test example

SVMs: Pros and cons

- Pros
  - Many publicly available SVM packages: http://www.kernel-machines.org/software
  - http://www.csie.ntu.edu.tw/~cjlin/libsvm/
  - Kernel-based framework is very powerful, flexible
  - Often a sparse set of support vectors – compact at test time
  - Work very well in practice, even with very small training sample sizes
- Cons
  - No “direct” multi-class SVM, must combine two-class SVMs
  - Can be tricky to select best kernel function for a problem
  - Computation, memory
    - During training time, must compute matrix of kernel values for every pair of examples
    - Learning can take a very long time for large-scale problems

Adapted from Lana Lazebnik

Questions?

See you Thursday!